



BOSTON PUBLIC HEALTH COMMISSION (BPHC)

Communicable Disease Control Division
 1010 Massachusetts Ave - Boston, MA 02118
 Phone: (617) 534-5611 - Fax: (617) 534-5905

Influenza Report - For the week ending 2/25/2017

10/1/2016 - 2/25/2017

| Reported Cases (Boston Res.) | # |
|------------------------------|-------------|
| Influenza A | 1660 |
| Influenza B | 149 |
| Influenza A and B | 6 |
| Influenza (type unspecified) | 1 |
| Total | 1816 |

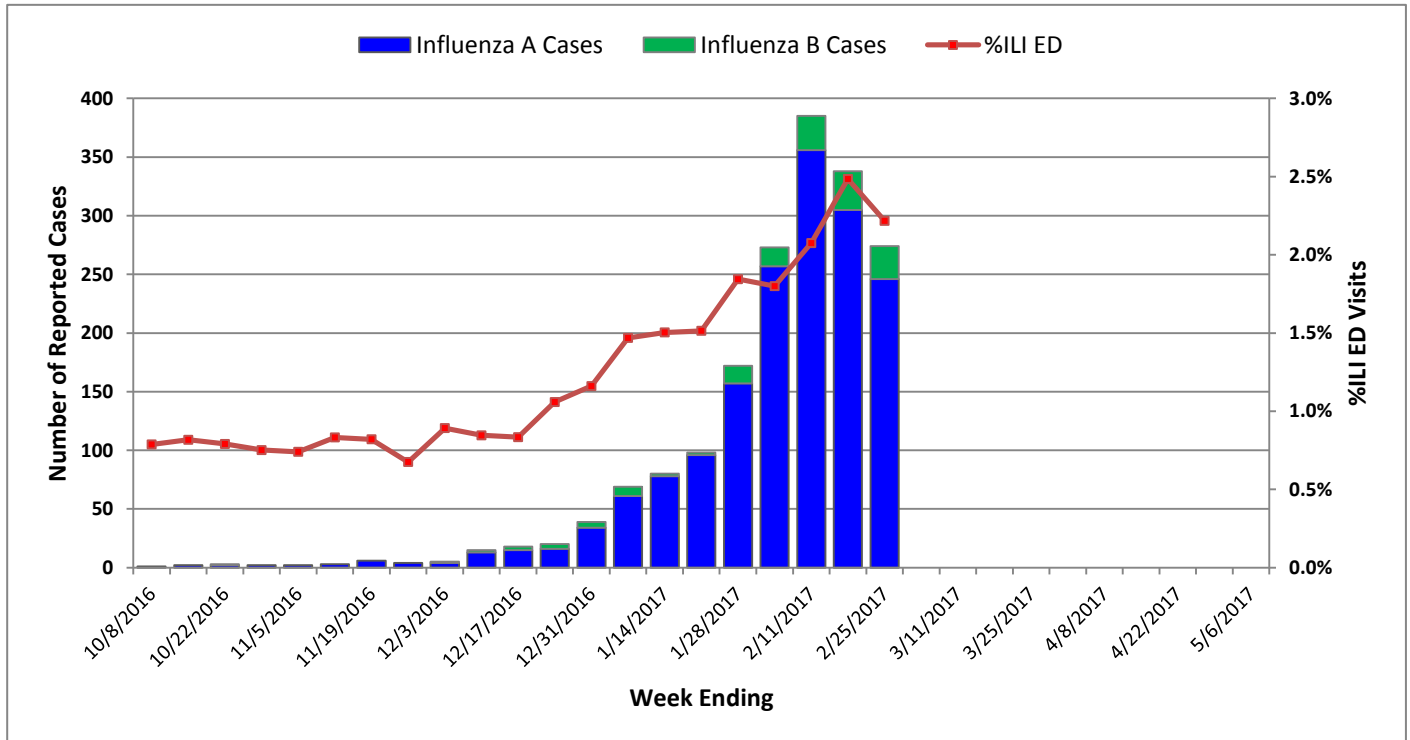
| ED Surveillance | |
|---------------------------------|-------|
| This Week % ILI | 2.22% |
| Average % ILI (since 10/1/2016) | 1.24% |

Summary: As of 2/25/2017, 1816 cases of laboratory-confirmed influenza were reported to the Boston Public Health Commission (BPHC) since 10/1/2016, with three hundred forty-five (19%) cases requiring hospitalization. Two influenza-associated deaths have been reported to date. Emergency department visits for influenza-like illness (ILI) comprised 2.22% of all ED visits this week.

Antigenic characterization of predominant nationally circulating influenza viruses indicates that the components of 2016-7 seasonal vaccine are very well matched to circulating strains. **Providers should continue to offer vaccine through the remainder of the season.**

Cases of influenza diagnosed in Boston and confirmed by any laboratory test must be reported to BPHC by calling (617) 534-5611 or faxing reports to (617) 534-5905.

Weekly Reported Influenza Cases and % ILI ED Visits, 2016-17 Season

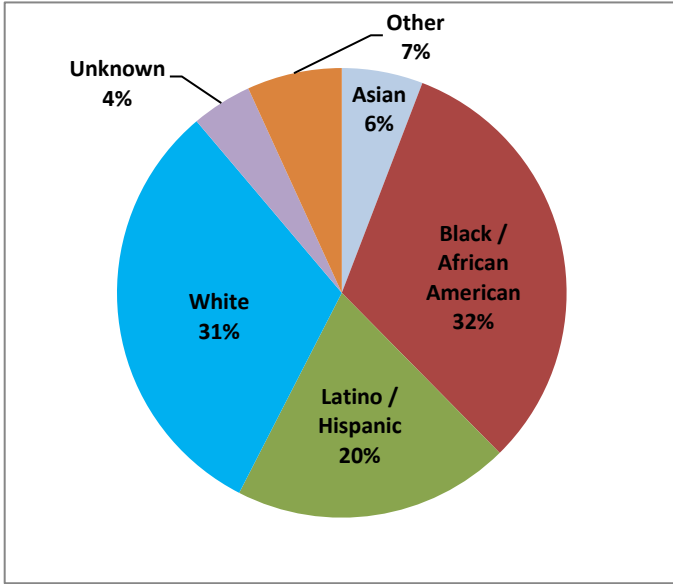




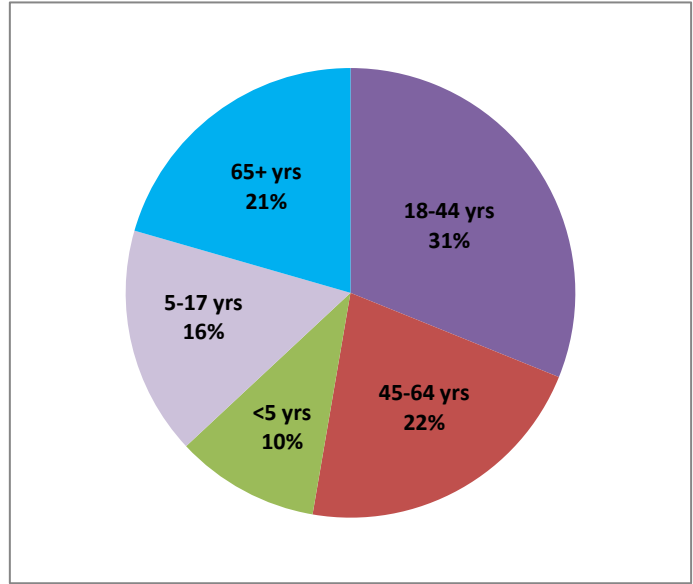
BOSTON PUBLIC HEALTH COMMISSION (BPHC)

Communicable Disease Control Division
 1010 Massachusetts Ave - Boston, MA 02118
 Phone: (617) 534-5611 - Fax: (617) 534-5905

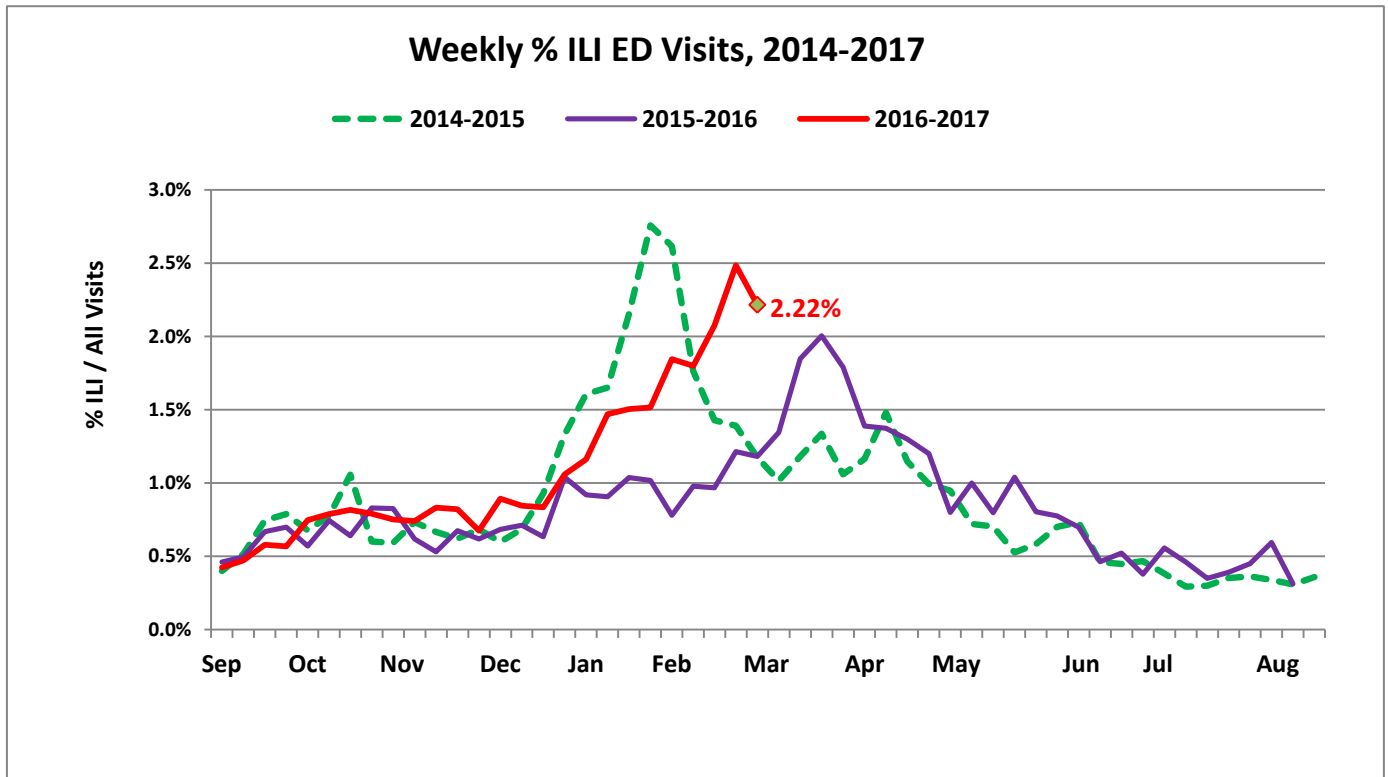
Race/Ethnicity of Confirmed Influenza Cases, 10/1/2016 - 2/25/2017, Boston Residents



Age Distribution of Confirmed Influenza Cases, 10/1/2016 - 2/25/2017, Boston Residents



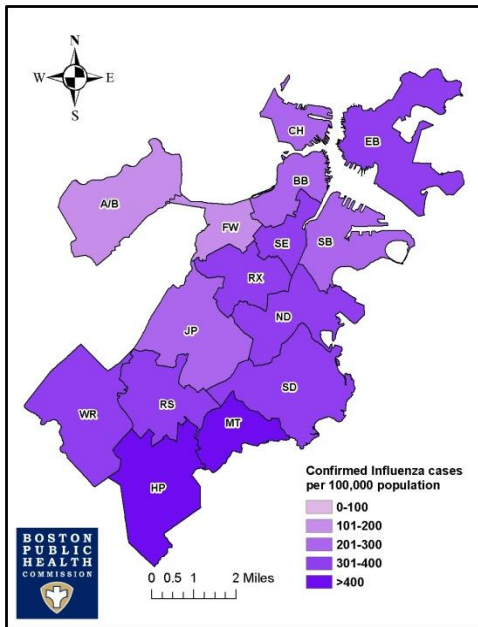
Weekly % ILI ED Visits, 2014-2017



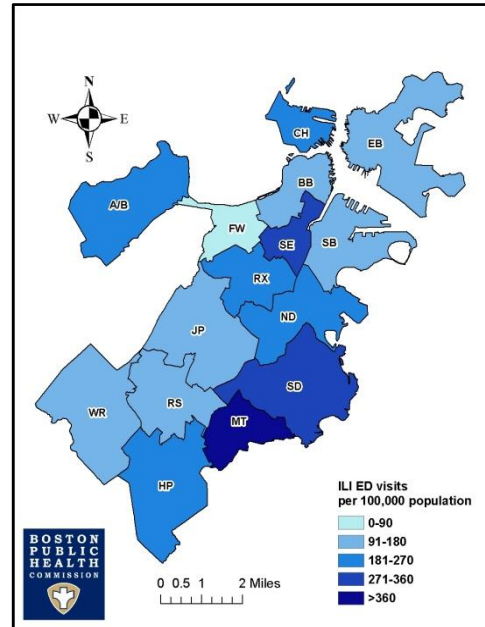
Influenza-like illness (ILI) is defined as "flu" OR "fever and a cough or sore throat" in the ED chief complaint as captured by the BPHC Syndromic Surveillance System.

Geographic Distribution

**Rate of Confirmed Influenza Cases
by Neighborhood per 100,000 Population
October 1, 2016 - February 25, 2017**



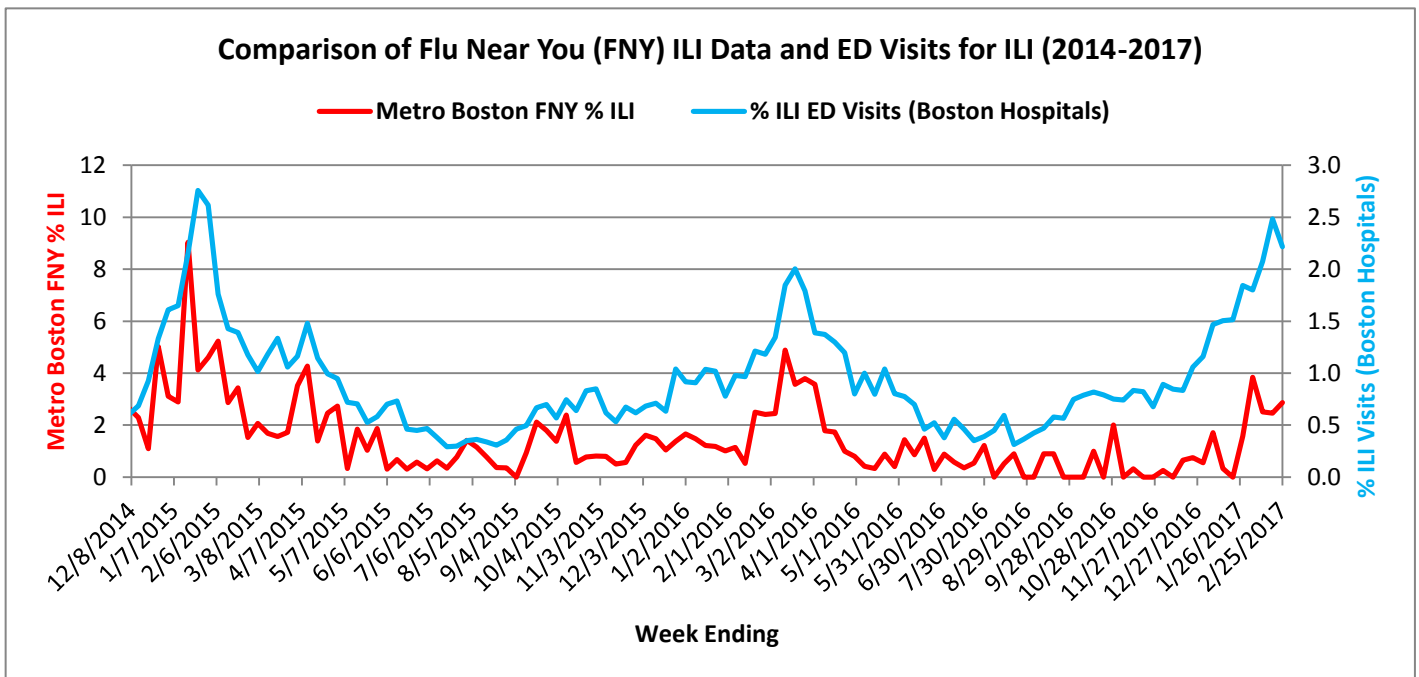
**Rate of ILI Syndrome ED Visits
by Neighborhood per 100,000 Population
October 1, 2016 - February 25, 2017**



Neighborhood Legend

- A/B=Allston/Brighton
- BB=Back Bay
- CH=Charlestown
- EB=East Boston
- FW=Fenway
- HP=Hyde Park
- JP=Jamaica Plain
- MT=Mattapan
- ND=North Dorchester
- RS=Roslindale
- RX=Roxbury
- SB=South Boston
- SD=South Dorchester
- SE=South End
- WR=West Roxbury

Comparison of ILI *Using Flu Near You (FNY)* ILI Data* and ED Visits for ILI, 2014-2017



**Flu Near You (FNY)* compiles weekly data of ILI activity in the United States. The data come from short, weekly internet-based surveys completed by voluntary participants who indicate whether they are healthy or have experienced any of a short list of symptoms.