



# BOSTON PUBLIC HEALTH COMMISSION (BPHC)

Communicable Disease Control Division  
 1010 Massachusetts Ave - Boston, MA 02118  
 Phone: (617) 534-5611 - Fax: (617) 534-5905

## Influenza Report - For the week ending 1/21/2017

10/1/2016 -1/21/2017

Reported Cases (Boston Res.)	#
Influenza A	333
Influenza B	28
Influenza A and B	2
<b>Total</b>	<b>363</b>

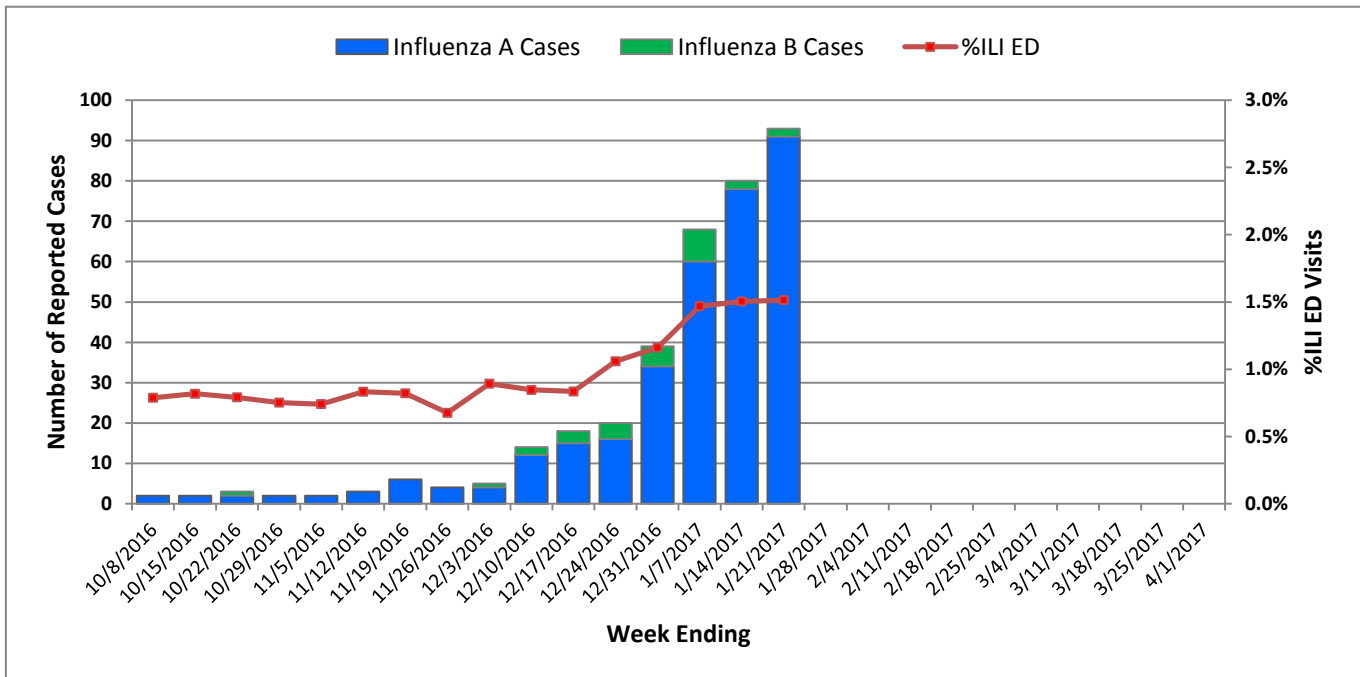
ED Surveillance	
This Week % ILI	1.51%
Average % ILI (since 10/1/2016)	0.97%

**Summary:** As of 1/21/2017, 363 cases of laboratory-confirmed influenza were reported to the Boston Public Health Commission (BPHC) since 10/1/2016, with eighty-two (23%) cases requiring hospitalization. Two influenza-associated deaths have been reported to date. Emergency department visits for influenza-like illness (ILI) comprised 1.51% of all ED visits this week.

Antigenic characterization of predominant nationally circulating influenza viruses indicates that the components of 2016-7 seasonal vaccine are very well matched to circulating strains. **Providers should continue to offer vaccine through the remainder of the season.**

**Cases of influenza diagnosed in Boston and confirmed by any laboratory test must be reported to BPHC by calling (617) 534-5611 or faxing reports to (617) 534-5905.**

**Weekly Reported Influenza Cases and % ILI ED Visits, 2016-17 Season**

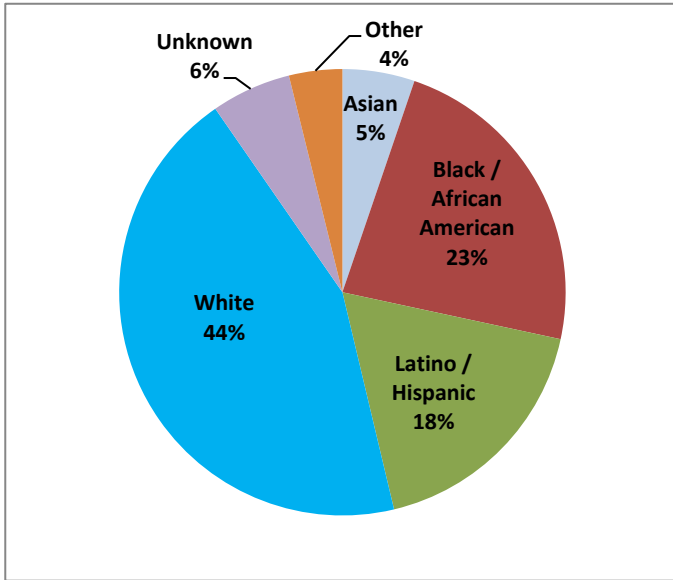




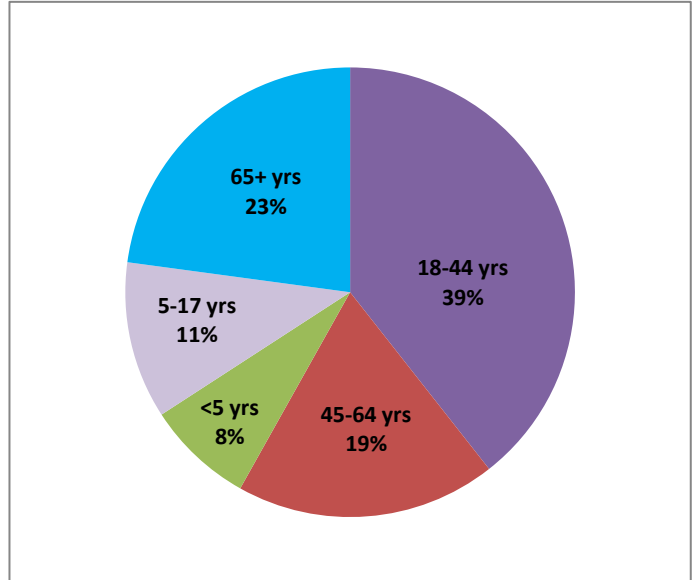
# BOSTON PUBLIC HEALTH COMMISSION (BPHC)

Communicable Disease Control Division  
 1010 Massachusetts Ave - Boston, MA 02118  
 Phone: (617) 534-5611 - Fax: (617) 534-5905

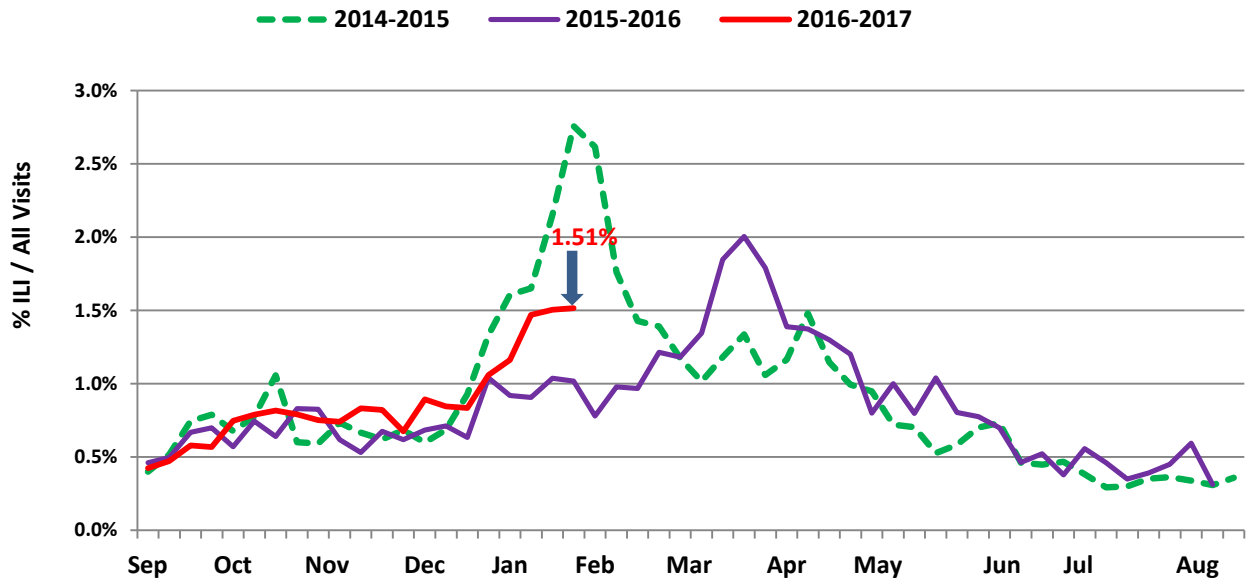
**Race/Ethnicity of Confirmed Influenza Cases, 10/1/2016 - 1/21/2017, Boston Residents**



**Age Distribution of Confirmed Influenza Cases, 10/1/2016 - 1/21/2017, Boston Residents**



## Weekly % ILI ED Visits, 2013-2017



*Influenza-like illness (ILI) is defined as "flu" OR "fever and a cough or sore throat" in the ED chief complaint as captured by the BPHC Syndromic Surveillance System.*

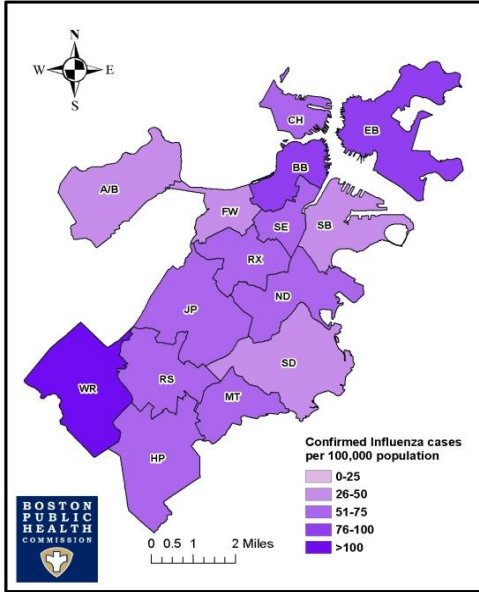


# BOSTON PUBLIC HEALTH COMMISSION (BPHC)

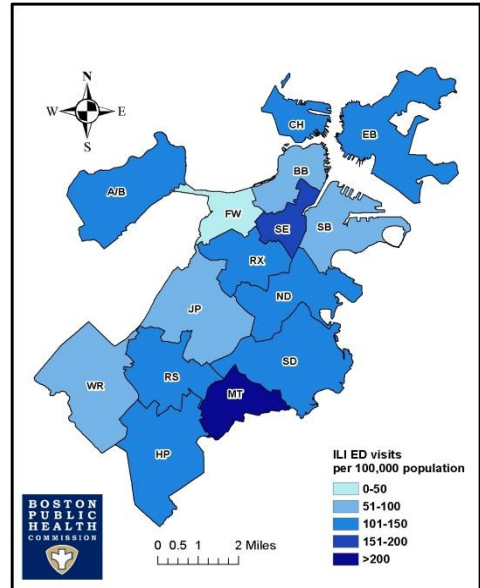
Communicable Disease Control Division  
 1010 Massachusetts Ave - Boston, MA 02118  
 Phone: (617) 534-5611 - Fax: (617) 534-5905

## Geographic Distribution

**Rate of Confirmed Influenza Cases by Neighborhood per 100,000 Population**  
 October 1, 2016 - January 21, 2017



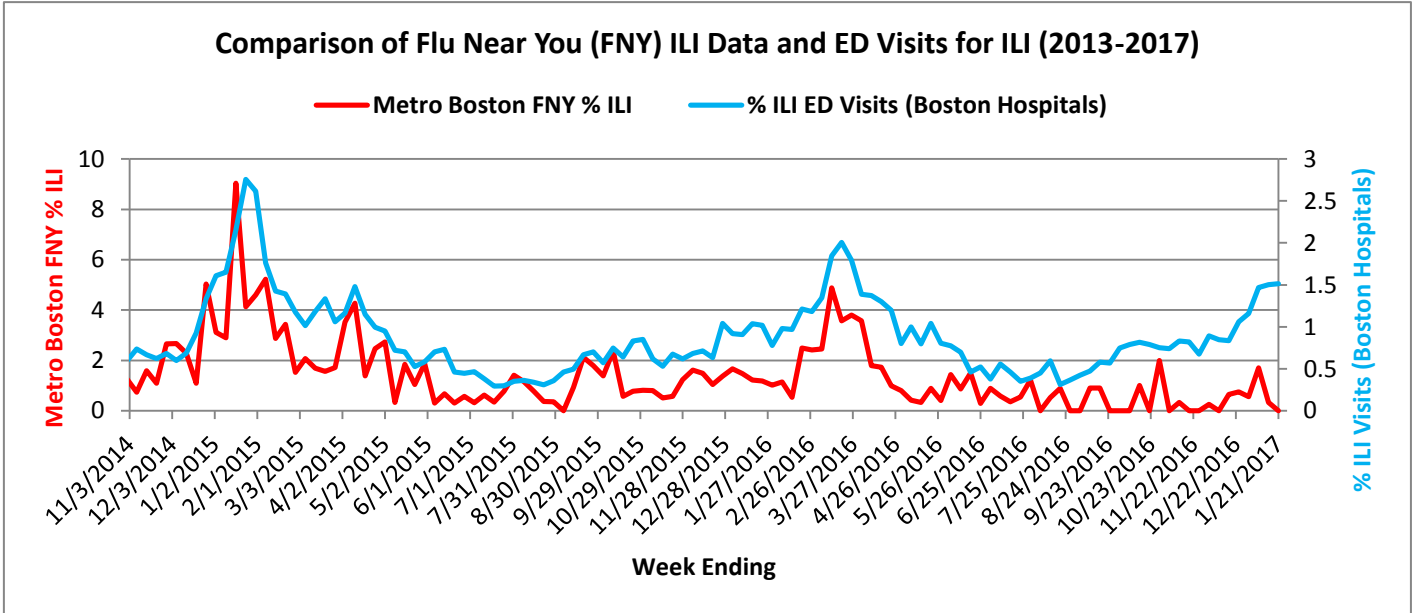
**Rate of ILI Syndrome ED Visits by Neighborhood per 100,000 Population**  
 October 1, 2016 - January 21, 2017



**Neighborhood Legend**

- A/B=Allston/Brighton
- BB=Back Bay
- CH=Charlestown
- EB=East Boston
- FW=Fenway
- HP=Hyde Park
- JP=Jamaica Plain
- MT=Mattapan
- ND=North Dorchester
- RS=Roslindale
- RX=Roxbury
- SB=South Boston
- SD=South Dorchester
- SE=South End
- WR=West Roxbury

## Comparison of ILI Using Flu Near You (FNY)\* ILI Data and ED Visits for ILI, 2013-2017



\*Flu Near You (FNY) compiles weekly data of ILI activity in the United States. The data come from short, weekly internet-based surveys completed by voluntary participants who indicate whether they are healthy or have experienced any of a short list of symptoms.

The public may participate by enrolling in FNY at: <https://flunearyou.org/>