



BOSTON PUBLIC HEALTH COMMISSION (BPHC)

Communicable Disease Control Division
 1010 Massachusetts Ave - Boston, MA 02118
 Phone: (617) 534-5611 - Fax: (617) 534-5905

Influenza Report - For the week ending 1/14/2017

10/1/2016 -1/14/2017

Reported Cases (Boston Res.)	#
Influenza A	234
Influenza B	26
Influenza A and B	1
Total	261

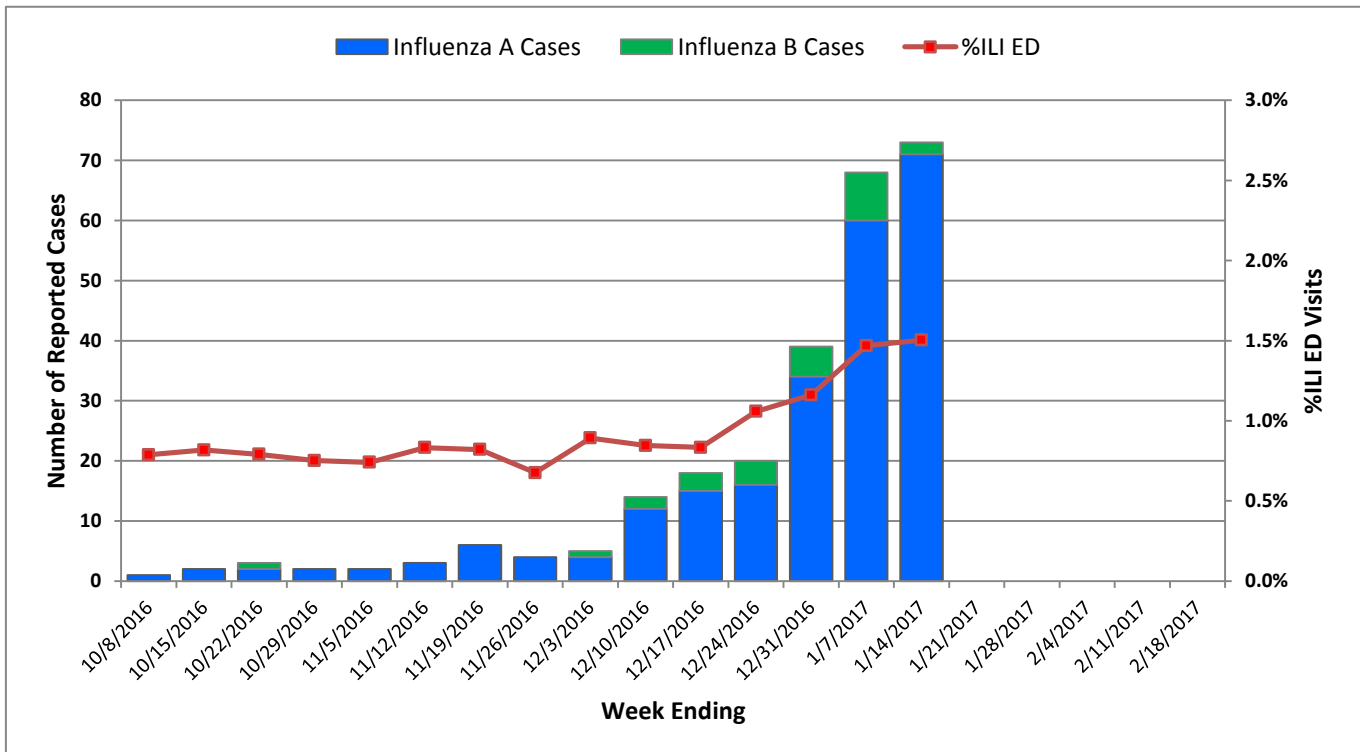
ED Surveillance	
This Week % ILI	1.50%
Average % ILI (since 10/1/2016)	0.93%

Summary: As of 1/14/2017, 261 cases of laboratory-confirmed influenza were reported to the Boston Public Health Commission (BPHC) since 10/1/2016, with fifty-seven (22%) cases requiring hospitalization. One influenza-associated death has been reported in an elderly person with multiple underlying health conditions. Emergency department visits for influenza-like illness (ILI) comprised 1.50% of all ED visits this week.

Antigenic characterization of predominant nationally circulating influenza viruses indicates that the components of 2016-7 seasonal vaccine are very well matched to circulating strains. **Providers should continue to offer vaccine through the remainder of the season.**

Cases of influenza diagnosed in Boston and confirmed by any laboratory test must be reported to BPHC by calling (617) 534-5611 or faxing reports to (617) 534-5905.

Weekly Reported Influenza Cases and % ILI ED Visits, 2016-17 Season

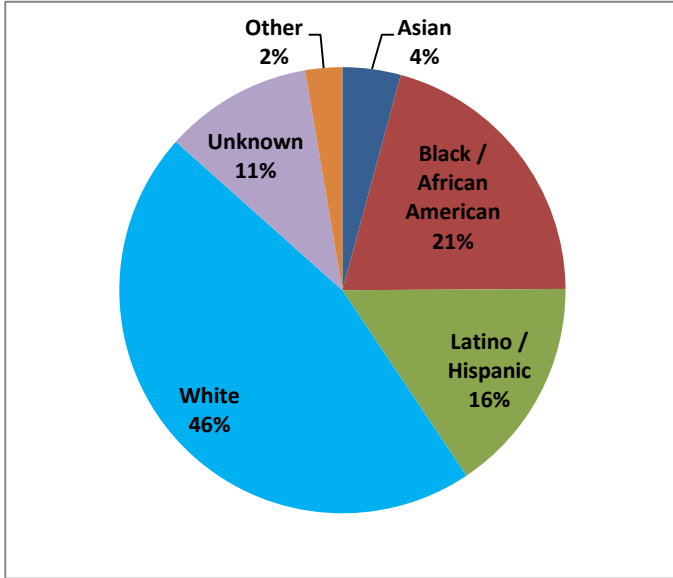




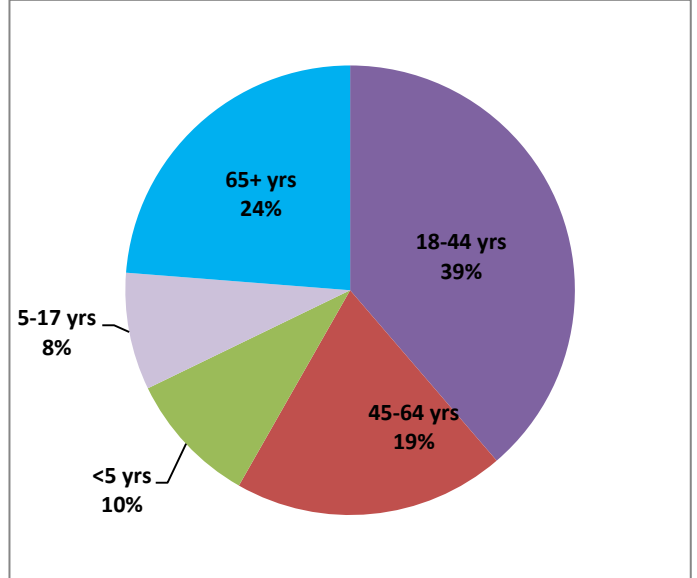
BOSTON PUBLIC HEALTH COMMISSION (BPHC)

Communicable Disease Control Division
 1010 Massachusetts Ave - Boston, MA 02118
 Phone: (617) 534-5611 - Fax: (617) 534-5905

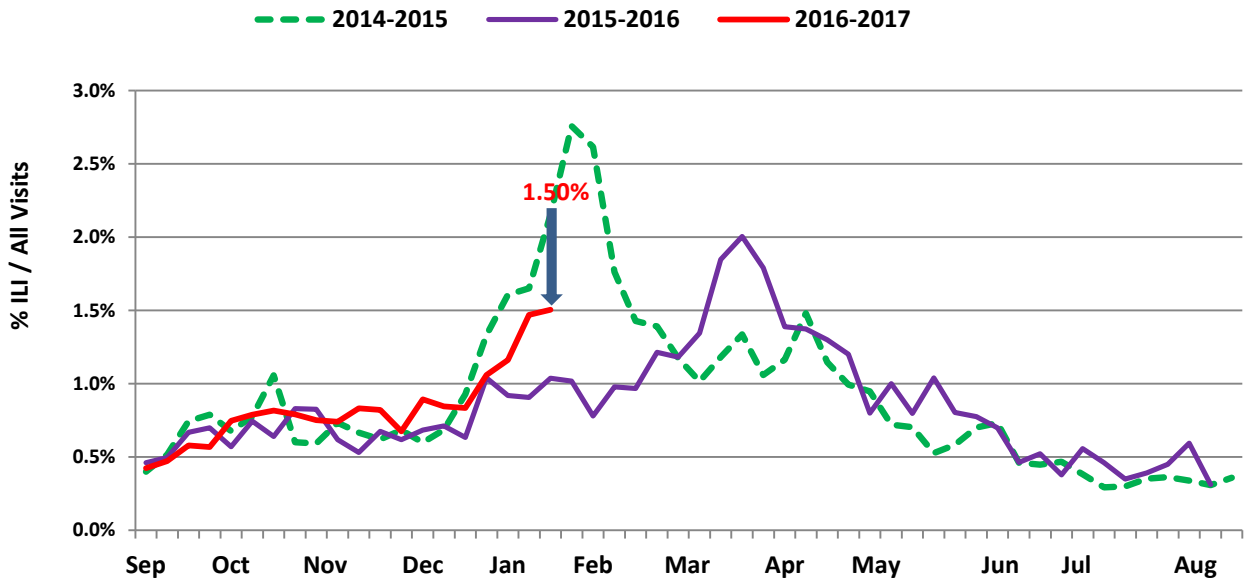
Race/Ethnicity of Confirmed Influenza Cases, 10/1/2016 - 1/14/2017, Boston Residents



Age Distribution of Confirmed Influenza Cases, 10/1/2016 - 1/14/2017, Boston Residents



Weekly % ILI ED Visits, 2013-2017



Influenza-like illness (ILI) is defined as "flu" OR "fever and a cough or sore throat" in the ED chief complaint as captured by the BPHC Syndromic Surveillance System.

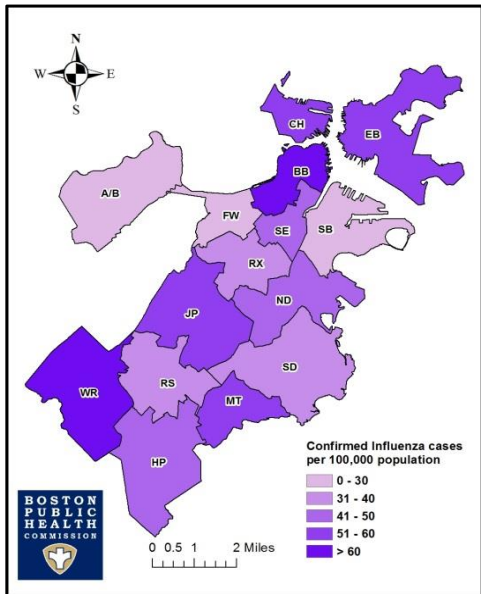


BOSTON PUBLIC HEALTH COMMISSION (BPHC)

Communicable Disease Control Division
 1010 Massachusetts Ave - Boston, MA 02118
 Phone: (617) 534-5611 - Fax: (617) 534-5905

Geographic Distribution

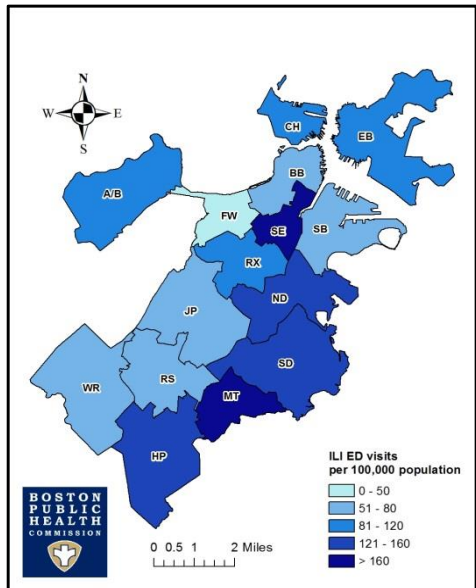
Rate of Confirmed Influenza Cases by Neighborhood per 100,000 Population
 October 1, 2016 - January 14, 2017



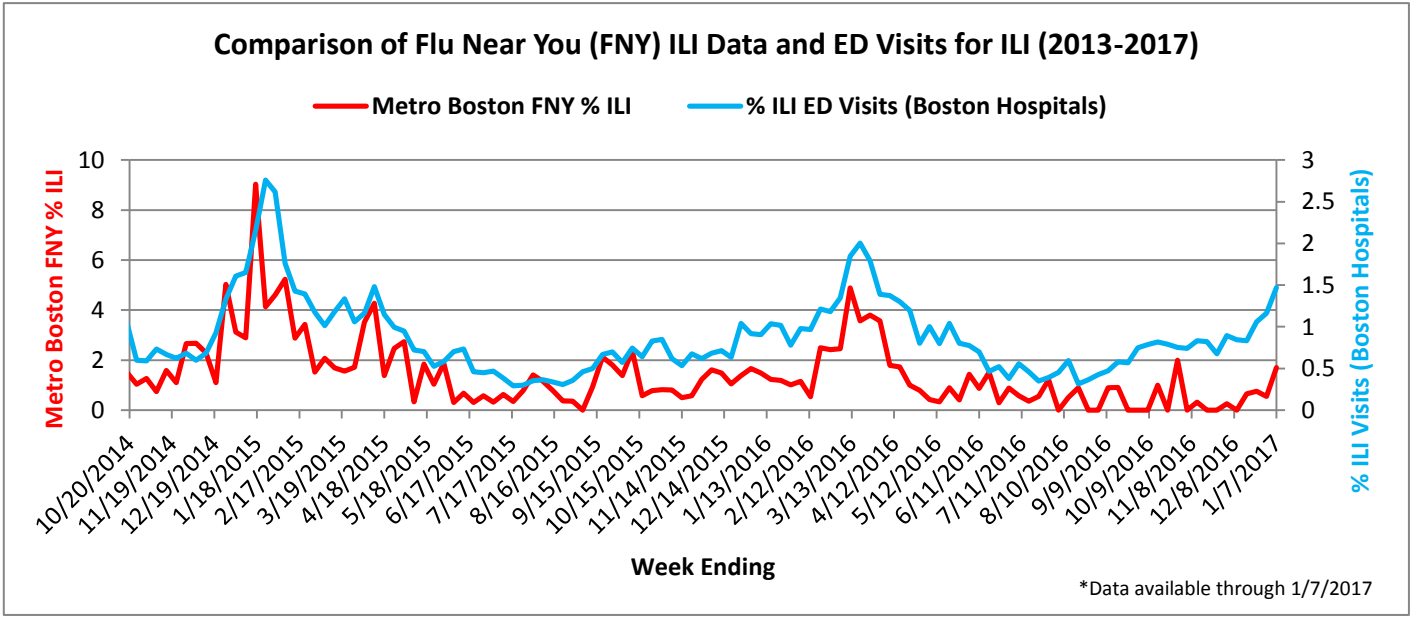
Neighborhood Legend

- A/B=Allston/Brighton
- BB=Back Bay
- CH=Charlestown
- EB=East Boston
- FW=Fenway
- HP=Hyde Park
- JP=Jamaica Plain
- MT=Mattapan
- ND=North Dorchester
- RS=Roslindale
- RX=Roxbury
- SB=South Boston
- SD=South Dorchester
- SE=South End
- WR=West Roxbury

Rate of ILI Syndrome ED Visits by Neighborhood per 100,000 Population
 October 1, 2016 - January 14, 2017



Comparison of ILI Using Flu Near You (FNY)* ILI Data and ED Visits for ILI, 2013-2017



*Data available through 1/7/2017

*Flu Near You (FNY) compiles weekly data of ILI activity in the United States. The data come from short, weekly internet-based surveys completed by voluntary participants who indicate whether they are healthy or have experienced any of a short list of symptoms.

The public may participate by enrolling in FNY at: <https://flunearyou.org/>