



BOSTON PUBLIC HEALTH COMMISSION (BPHC)

Communicable Disease Control Division
 1010 Massachusetts Ave - Boston, MA 02118
 Phone: (617) 534-5611 - Fax: (617) 534-5905

Influenza Report - For the week ending 2/8/14

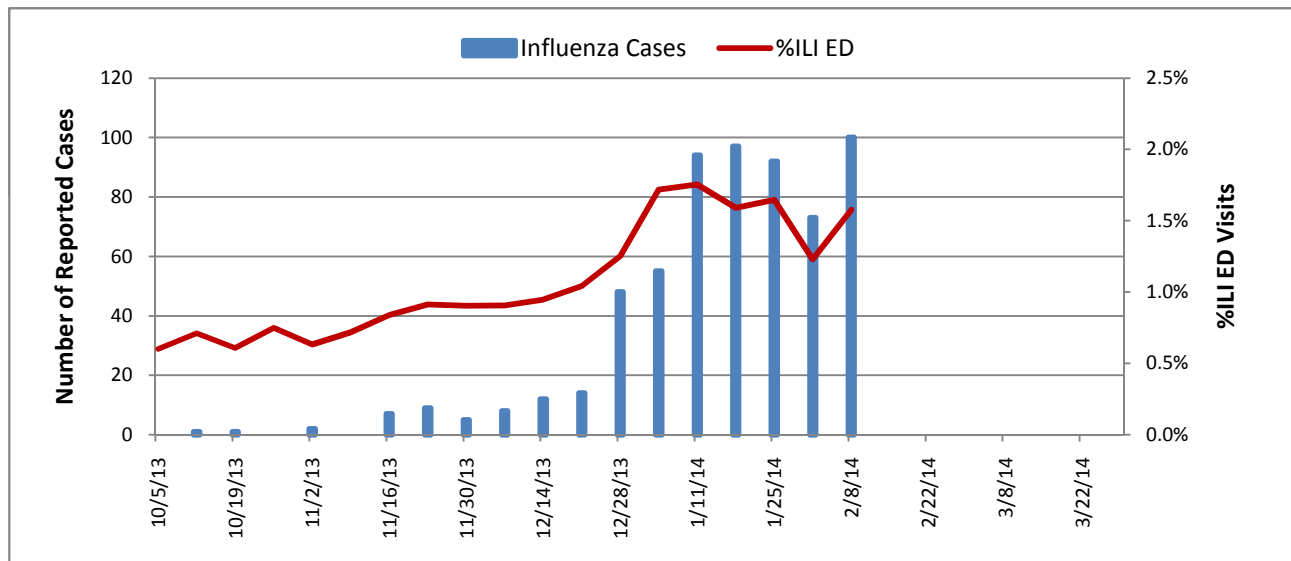
10/1/13-2/8/14

Reported Cases (Boston Res.)	Total
Influenza A	601
Influenza B	27
Total	628
ED Surveillance	
This Week % ILI	1.58%
This Season Average % ILI	0.97%

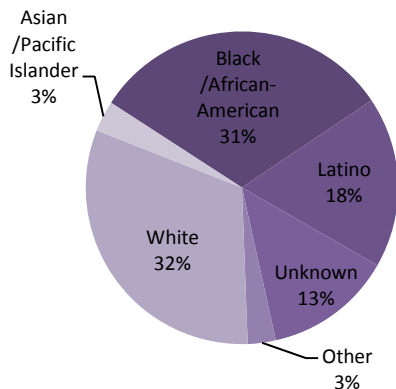
Summary: The week ending 2/8/14 showed an increase in reported influenza cases in Boston residents. 100 cases were reported between 2/2/14 and 2/8/14, with a total of 628 cases reported since October 1st. 153 cases (24%) have been hospitalized. There have been four deaths, all in individuals over 50 years of age with underlying medical conditions. Emergency department (ED) visits for influenza-like illness (ILI) comprised 1.58% of all ED visits this week. BPHC reminds providers that it is not too late to vaccinate.

Cases of influenza diagnosed in Boston and confirmed by any laboratory test must be reported to BPHC.

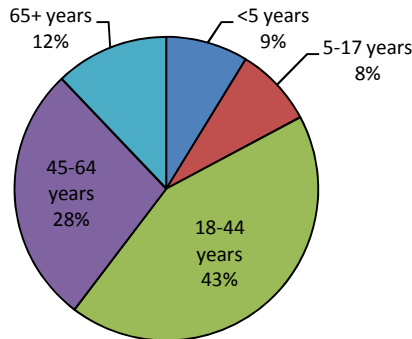
Reported Influenza Cases and %ILI ED Visits, 2013-14 Season



Race/Ethnicity of Confirmed Influenza Cases, 10/1/13 - Present, Boston Residents



Age Distribution of Confirmed Influenza Cases, 10/1/13 - Present, Boston Residents

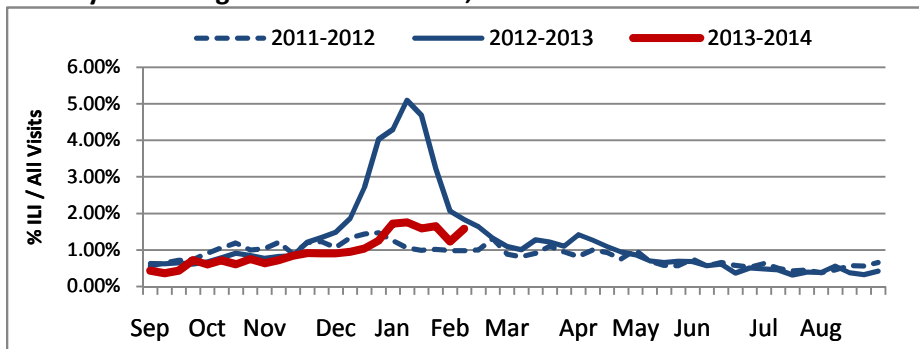




BOSTON PUBLIC HEALTH COMMISSION (BPHC)

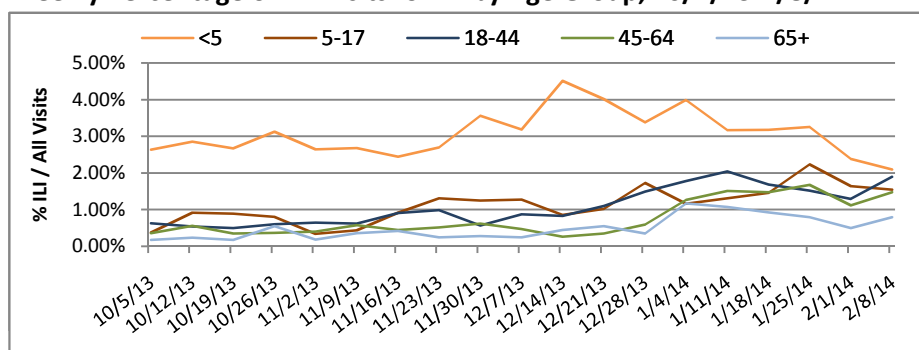
Communicable Disease Control Division
 1010 Massachusetts Ave - Boston, MA 02118
 Phone: (617) 534-5611 - Fax: (617) 534-5905

Weekly Percentage of ED Visits for ILI, 2010-2014



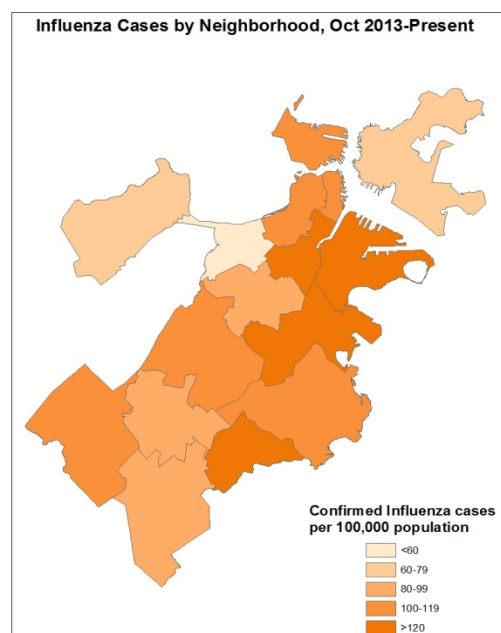
Cases of influenza diagnosed in Boston and confirmed by any laboratory test must be reported to BPHC. Influenza like illness (ILI) is defined as ("flu" OR "fever and a cough or sore throat") in the ED chief complaint as captured by the BPHC Syndromic Surveillance System.

Weekly Percentage of ED Visits for ILI by Age Group, 10/1/13-2/8/14



Geographic Distribution

Rate of confirmed influenza cases, per 100,000 population, by neighborhood, October 1 - Present



Rate of ILI syndrome ED visits, per 100,000 population, by neighborhood, October 1 - Present

