



# BOSTON PUBLIC HEALTH COMMISSION (BPHC)

Communicable Disease Control Division  
 1010 Massachusetts Ave - Boston, MA 02118  
 Phone: (617) 534-5611 - Fax: (617) 534-5905

## Influenza Report - For the week ending 12/27/14

10/1/14 - 12/27/14

Reported Cases (Boston Res.)	#
Influenza A	98
Influenza B	20
Influenza A and B	4
<b>Total</b>	<b>122</b>

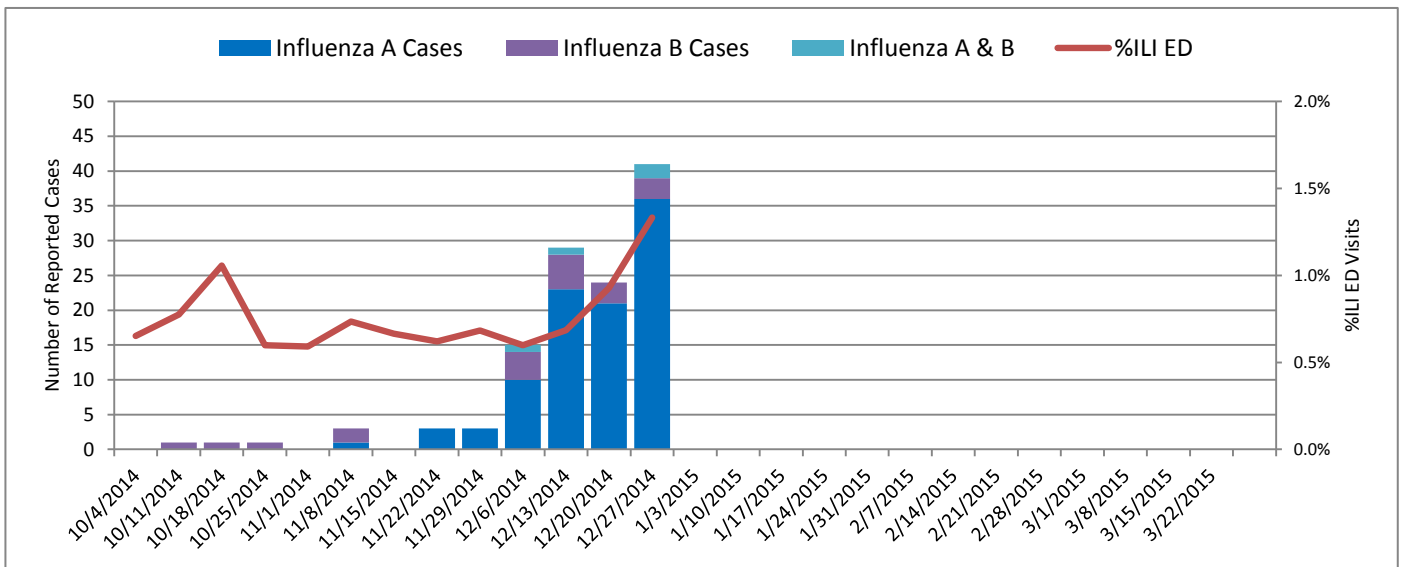
ED Surveillance	
This Week % ILI	1.33%
Average % ILI (since 10/1/2014)	0.76%

**Summary:** As of 12/27/14, 122 cases of confirmed influenza were reported to the Boston Public Health Commission (BPHC), with 32 (26.2%) cases requiring hospitalization. No influenza-associated deaths have been reported. Emergency department visits for influenza-like illness (ILI) comprised 1.33% of all ED visits this week.

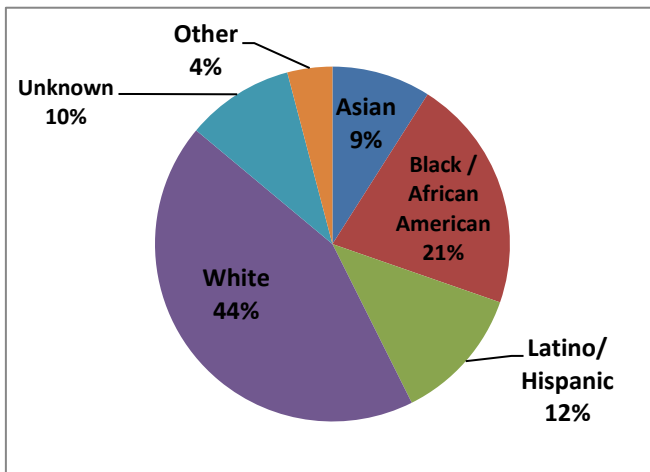
BPHC reminds everyone that influenza vaccine is still widely available, and there is still time to get vaccinated before the influenza season becomes more severe.

**Cases of influenza diagnosed in Boston and confirmed by any laboratory test must be reported to BPHC.**

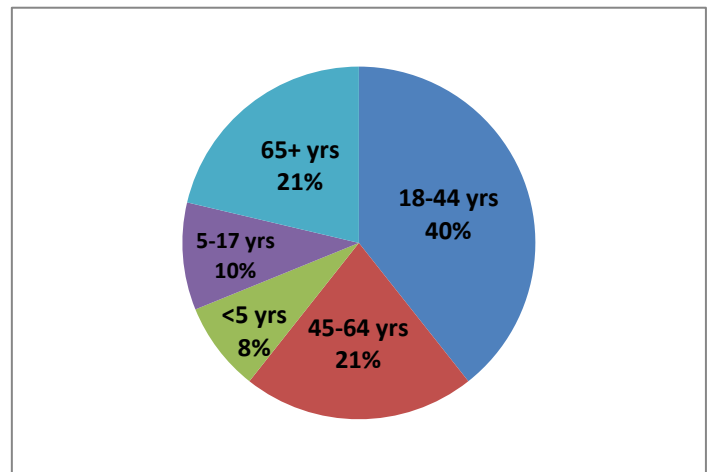
Reported Influenza Cases and % ILI ED Visits, 2014-15 Season



Race/Ethnicity of Confirmed Influenza Cases, 10/1/14 - 12/27/14, Boston Residents



Age Distribution of Confirmed Influenza Cases, 10/1/14 - 12/27/14, Boston Residents

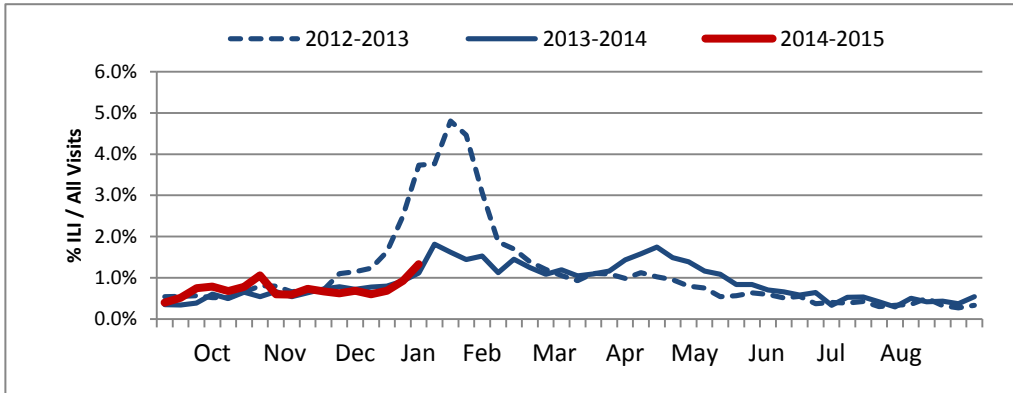




# BOSTON PUBLIC HEALTH COMMISSION (BPHC)

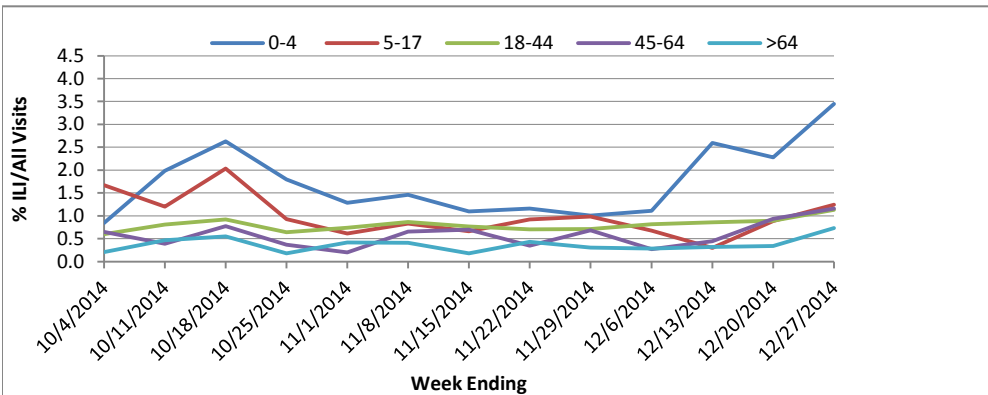
Communicable Disease Control Division  
 1010 Massachusetts Ave - Boston, MA 02118  
 Phone: (617) 534-5611 - Fax: (617) 534-5905

## Weekly Percentage of ED Visits for ILI, 2012-2014



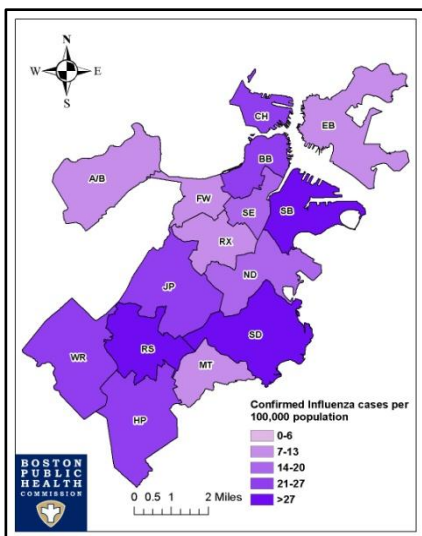
Cases of influenza diagnosed in Boston and confirmed by any laboratory test must be reported to BPHC. Influenza like illness (ILI) is defined as ("flu" OR "fever and a cough or sore throat") in the ED chief complaint as captured by the BPHC Syndromic Surveillance System.

## Weekly Percentage of ED Visits for ILI by Age Group, 10/1/14 - 12/27/14



## Geographic Distribution

**Rate of Confirmed Influenza Cases by Neighborhood per 100,000 Population**  
 October 1, 2014 - December 27, 2014



**Rate of ILI Syndrome ED Visits by Neighborhood per 100,000 Population**  
 October 1, 2014 - December 27, 2014

