



BOSTON PUBLIC HEALTH COMMISSION (BPHC)

Communicable Disease Control Division
 1010 Massachusetts Ave - Boston, MA 02118
 Phone: (617) 534-5611 - Fax: (617) 534-5905

Influenza Report - For the week ending 12/13/14

10/1/14 - 12/13/14

Reported Cases (Boston Res.)	#
Influenza A	32
Influenza B	12
Influenza A and B	2
Total	46

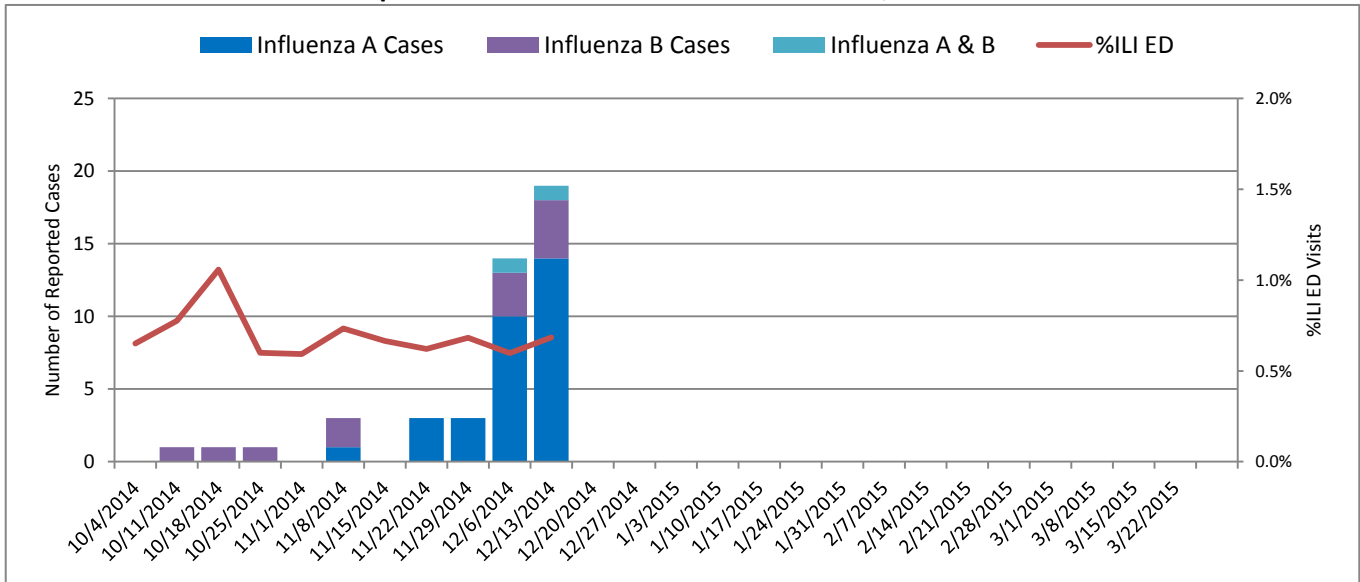
ED Surveillance	
This Week % ILI	0.68%
Average % ILI (since 10/1/2014)	0.70%

Summary: As of 12/13/14, 46 cases of confirmed influenza were reported to the Boston Public Health Commission (BPHC), with 12 (26.1%) cases requiring hospitalization. No influenza-associated deaths have been reported. Emergency department visits for influenza-like illness (ILI) comprised 0.68% of all ED visits this week. This is 28% lower than at this time in 2013.

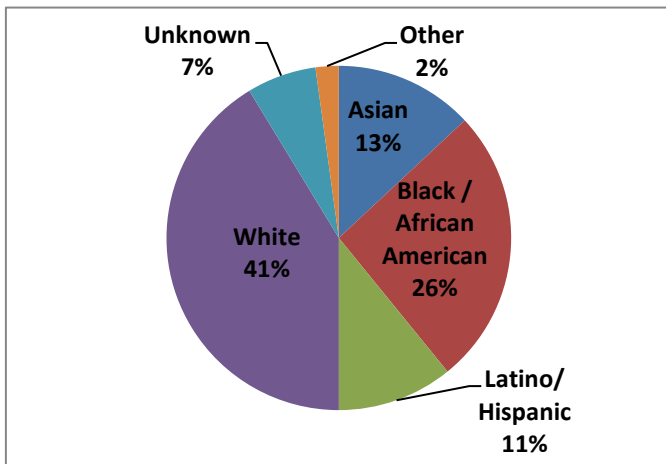
BPHC reminds everyone that influenza vaccine is still widely available, and there is still time to get vaccinated before the influenza season becomes more severe.

Cases of influenza diagnosed in Boston and confirmed by any laboratory test must be reported to BPHC.

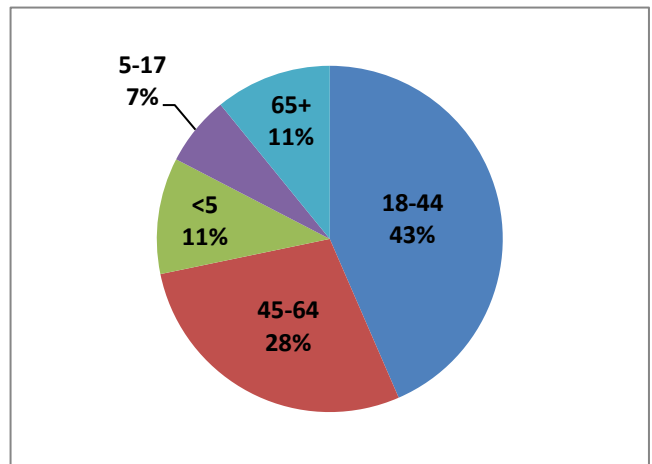
Reported Influenza Cases and % ILI ED Visits, 2014-15 Season



Race/Ethnicity of Confirmed Influenza Cases, 10/1/14 - 12/13/14, Boston Residents



Age Distribution of Confirmed Influenza Cases, 10/1/14 - 12/13/14, Boston Residents

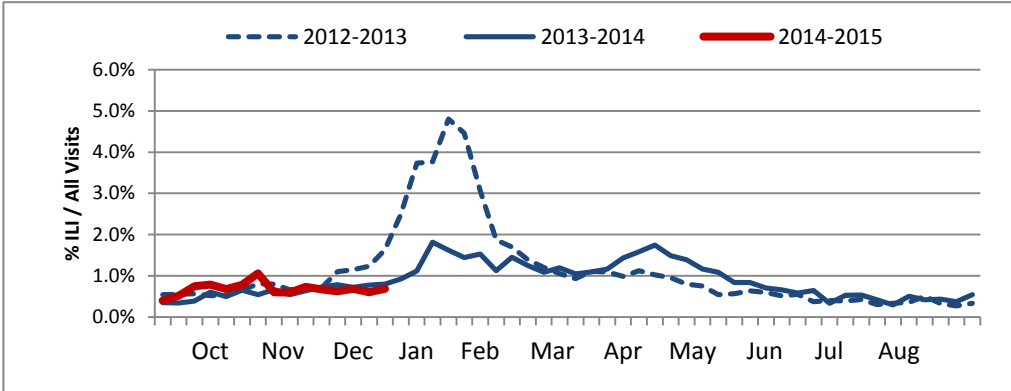




BOSTON PUBLIC HEALTH COMMISSION (BPHC)

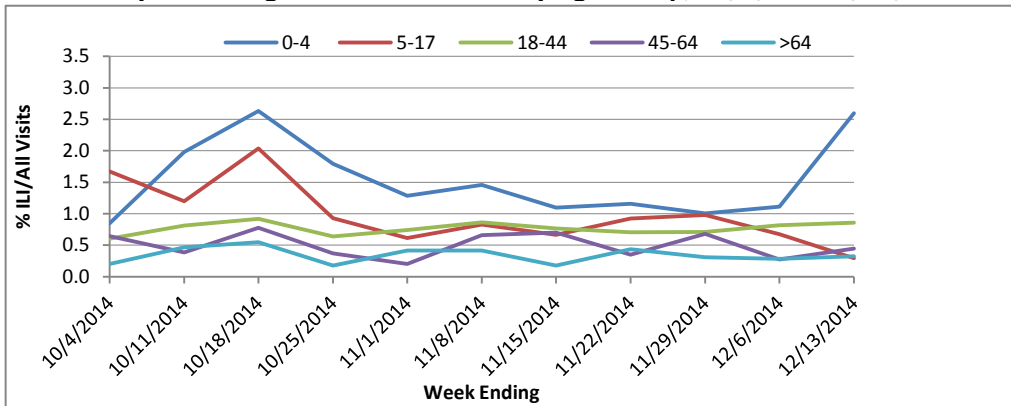
Communicable Disease Control Division
 1010 Massachusetts Ave - Boston, MA 02118
 Phone: (617) 534-5611 - Fax: (617) 534-5905

Weekly Percentage of ED Visits for ILI, 2012-2014



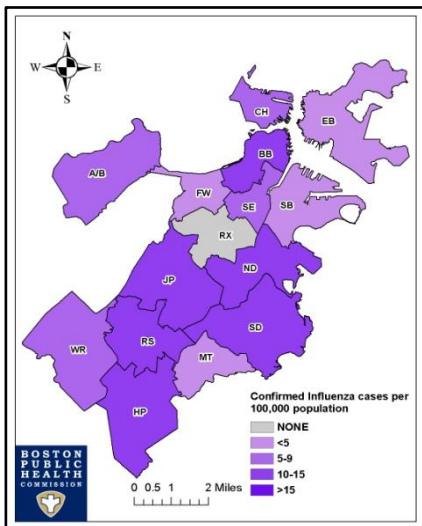
Cases of influenza diagnosed in Boston and confirmed by any laboratory test must be reported to BPHC. Influenza like illness (ILI) is defined as ("flu" OR "fever and a cough or sore throat") in the ED chief complaint as captured by the BPHC Syndromic Surveillance System.

Weekly Percentage of ED Visits for ILI by Age Group, 10/1/14 - 12/13/14



Geographic Distribution

Rate of Confirmed Influenza Cases by Neighborhood per 100,000 Population
 October 1, 2014 - December 13, 2014



Rate of ILI Syndrome ED Visits by Neighborhood per 100,000 Population
 October 1, 2014 - December 13, 2014

