



# BOSTON PUBLIC HEALTH COMMISSION (BPHC)

Communicable Disease Control Division  
 1010 Massachusetts Ave - Boston, MA 02118  
 Phone: (617) 534-5611 - Fax: (617) 534-5905

## Influenza Report - For the week ending 12/28/13

### 10/1/13-12/28/13

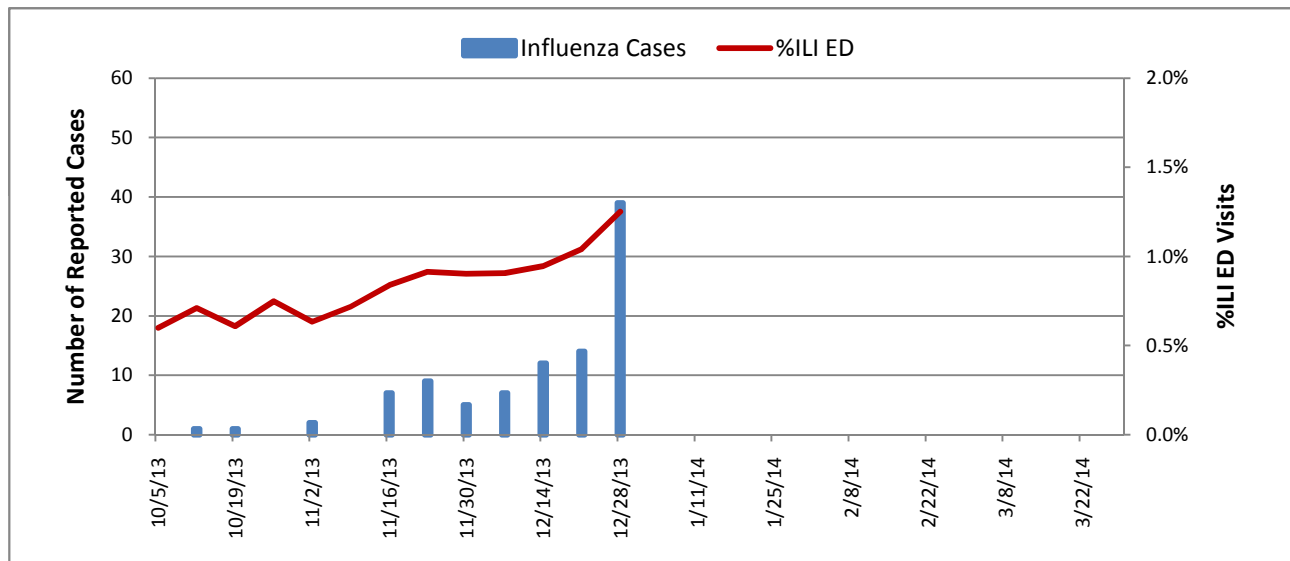
Reported Cases (Boston Res.)	Total
Influenza A	88
Influenza B	9
Total	97
<b>ED Surveillance</b>	
This Week % ILI	1.25%
This Season Average % ILI	0.75%

**Summary:** The week ending 12/28/13 showed an increase in the number of reported influenza cases in Boston residents. 39 cases were reported between 12/22 and 12/28, with a total of 97 cases reported since October 1st. 29 cases (30%) have been hospitalized. Emergency department (ED) visits for influenza-like illness (ILI) comprised 1.25% of all ED visits this week.

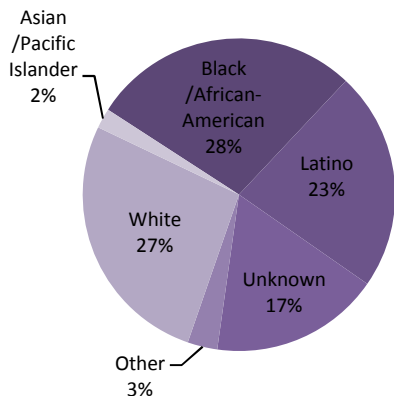
BPHC reminds everyone that influenza vaccine is still widely available, and there is still time to get vaccinated before the influenza season becomes more severe.

**Cases of influenza diagnosed in Boston and confirmed by any laboratory test must be reported to BPHC.**

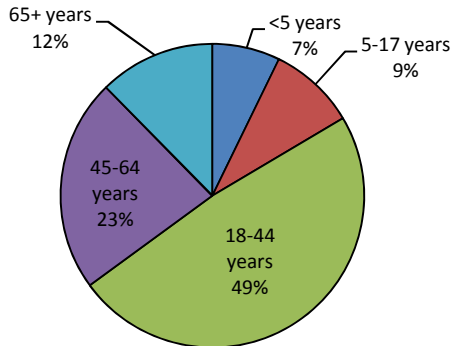
### Reported Influenza Cases and %ILI ED Visits, 2013-14 Season



### Race/Ethnicity of Confirmed Influenza Cases, 10/1/13 - Present, Boston Residents



### Age Distribution of Confirmed Influenza Cases, 10/1/13 - Present, Boston Residents

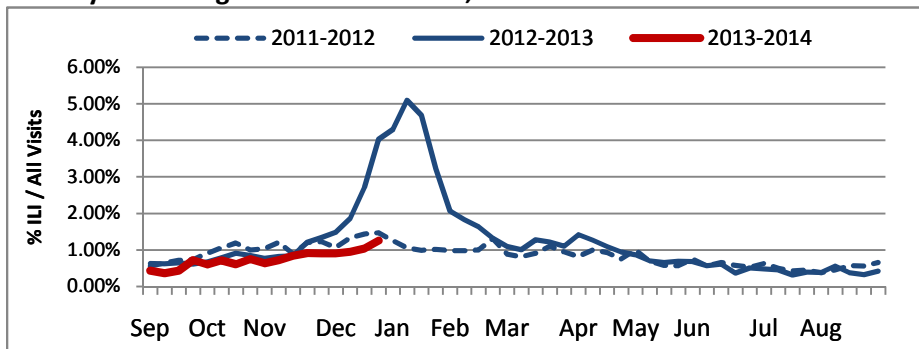




# BOSTON PUBLIC HEALTH COMMISSION (BPHC)

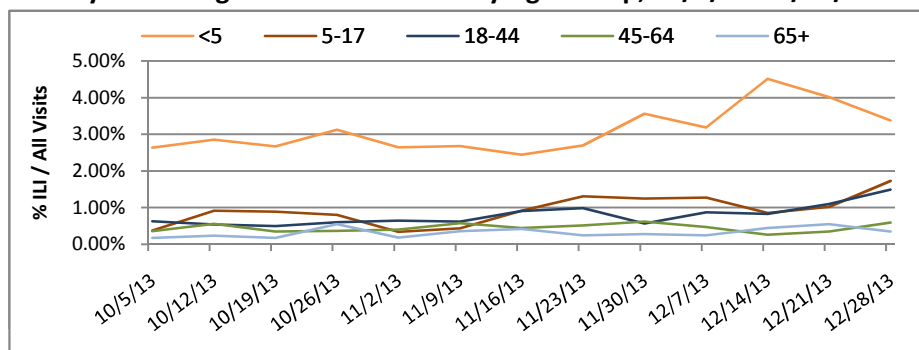
Communicable Disease Control Division  
 1010 Massachusetts Ave - Boston, MA 02118  
 Phone: (617) 534-5611 - Fax: (617) 534-5905

## Weekly Percentage of ED Visits for ILI, 2010-2014



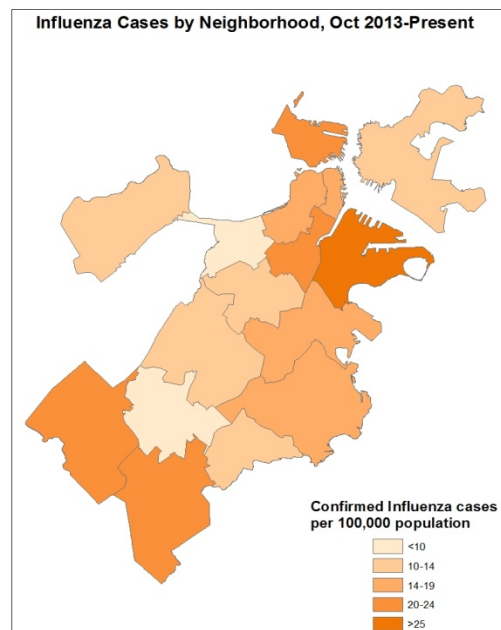
Cases of influenza diagnosed in Boston and confirmed by any laboratory test must be reported to BPHC. Influenza like illness (ILI) is defined as ("flu" OR "fever and a cough or sore throat") in the ED chief complaint as captured by the BPHC Syndromic Surveillance System.

## Weekly Percentage of ED Visits for ILI by Age Group, 10/1/13-12/28/13



## Geographic Distribution

**Rate of confirmed influenza cases, per 100,000 population, by neighborhood, October 1 - Present**



**Rate of ILI syndrome ED visits, per 100,000 population, by neighborhood, October 1 - Present**

