



BOSTON PUBLIC HEALTH COMMISSION (BPHC)

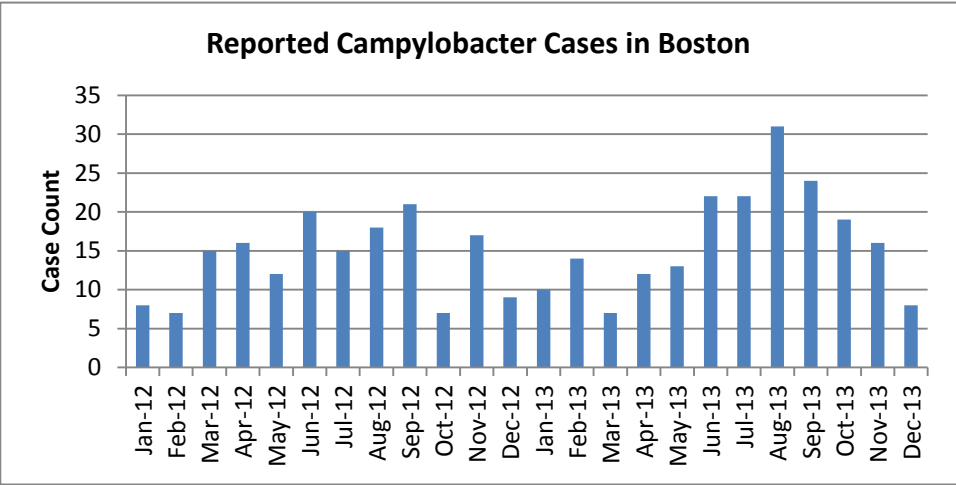
Communicable Disease Control Division

1010 Massachusetts Ave · Boston, MA 02118

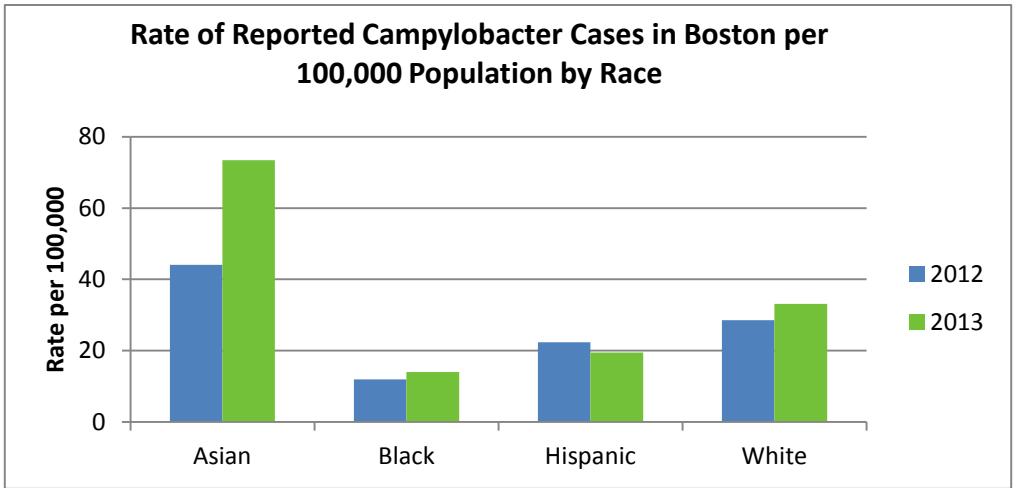
Phone: (617) 534-5611 · Fax: (617) 534-5905

Campylobacter Cases in Boston 2012-2013

The Boston Public Health Commission has noted an increase in the number of Campylobacter cases in the city over the past several years. In 2010 there were 120 reported cases, 140 in 2011, 168 in 2012 and 199 in 2013. Following a public health investigation, no cluster was identified to explain the increase. The Chinese New Year is a good time to remind patients about safe food handling practices.

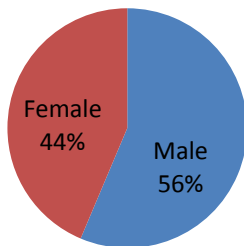


Reported Cases by Race and Gender

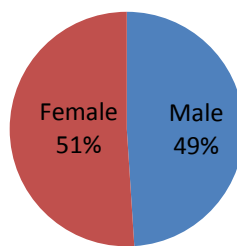


The incidence rate per 100,000 in Boston rose from 27.2 in 2012 to 32.5 in 2013 and is higher than the 2012 US incidence rate (14.3 per 100,000). From 2012 to 2013, the rate of Campylobacter illness increased among the Asian, Black, and White communities in Boston, with the largest increase in the Asian population.

Gender Distribution of Campylobacter Cases, 2012 vs 2013



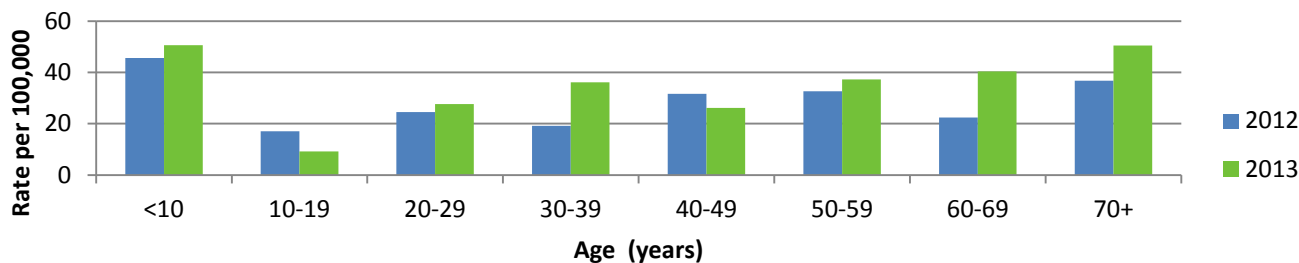
2012



2013

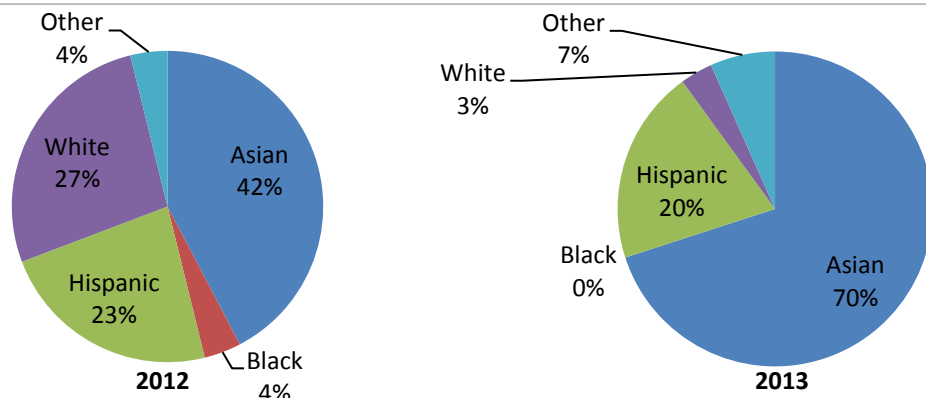
Cases of Campylobacter Illness by Age

Campylobacter Rates per 100,000 in Boston by Age

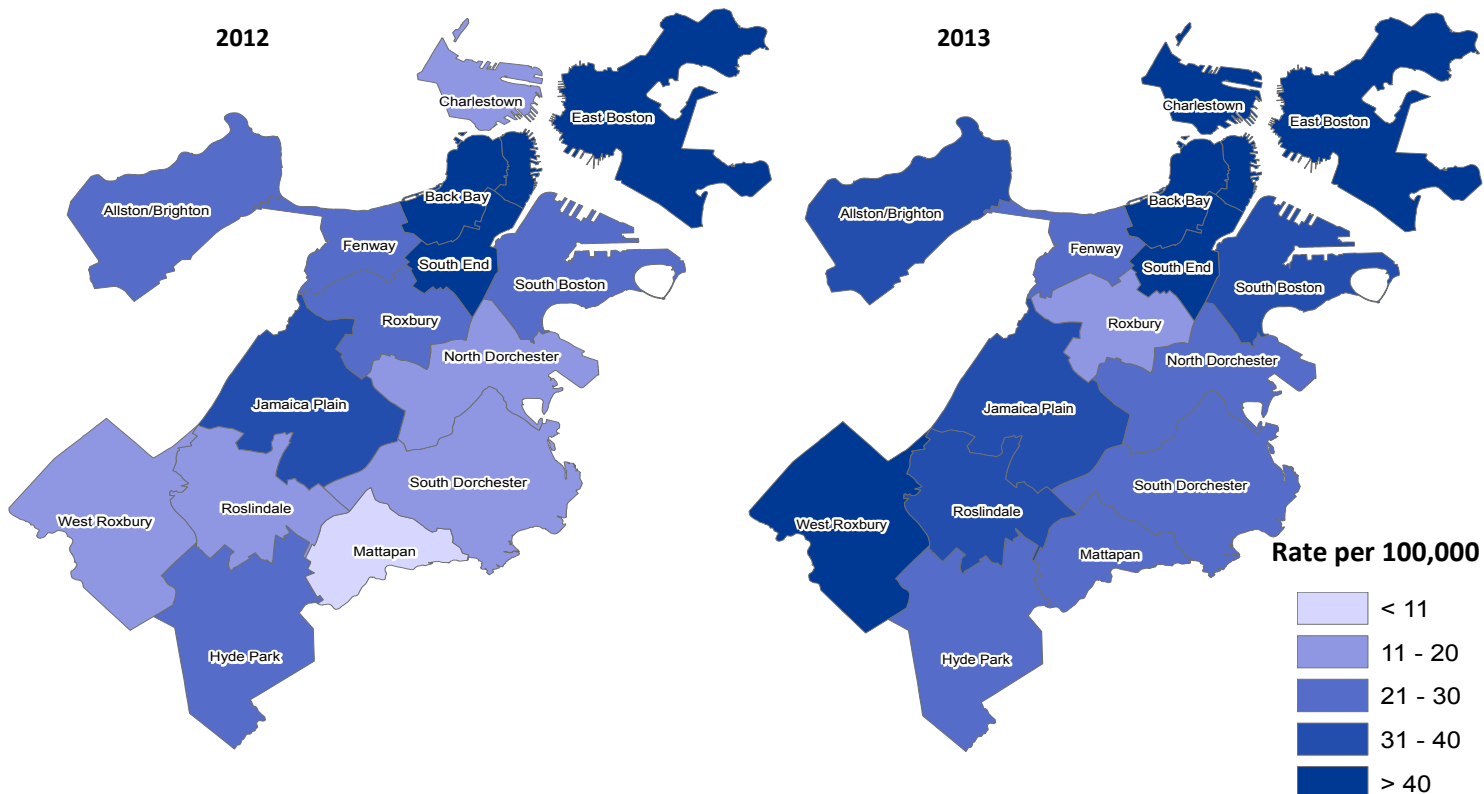


In both 2012 and 2013 the highest case rate of Campylobacter illness was in 0-9 year olds. The number of cases among children aged 5-9 has risen from 4 in 2012 to 16 in 2013. In 2013 Asian children accounted for 70% of all reported cases in children under 10 years of age.

Campylobacter Illness in Children <10 Years of Age by Race, 2012 vs. 2013



Rate of Campylobacter per 100,000 by Boston Neighborhood, 2012 vs. 2013



For more information about food poisoning (or foodborne illness) and Campylobacter, go to

www.bphc.org/foodpoisoning