

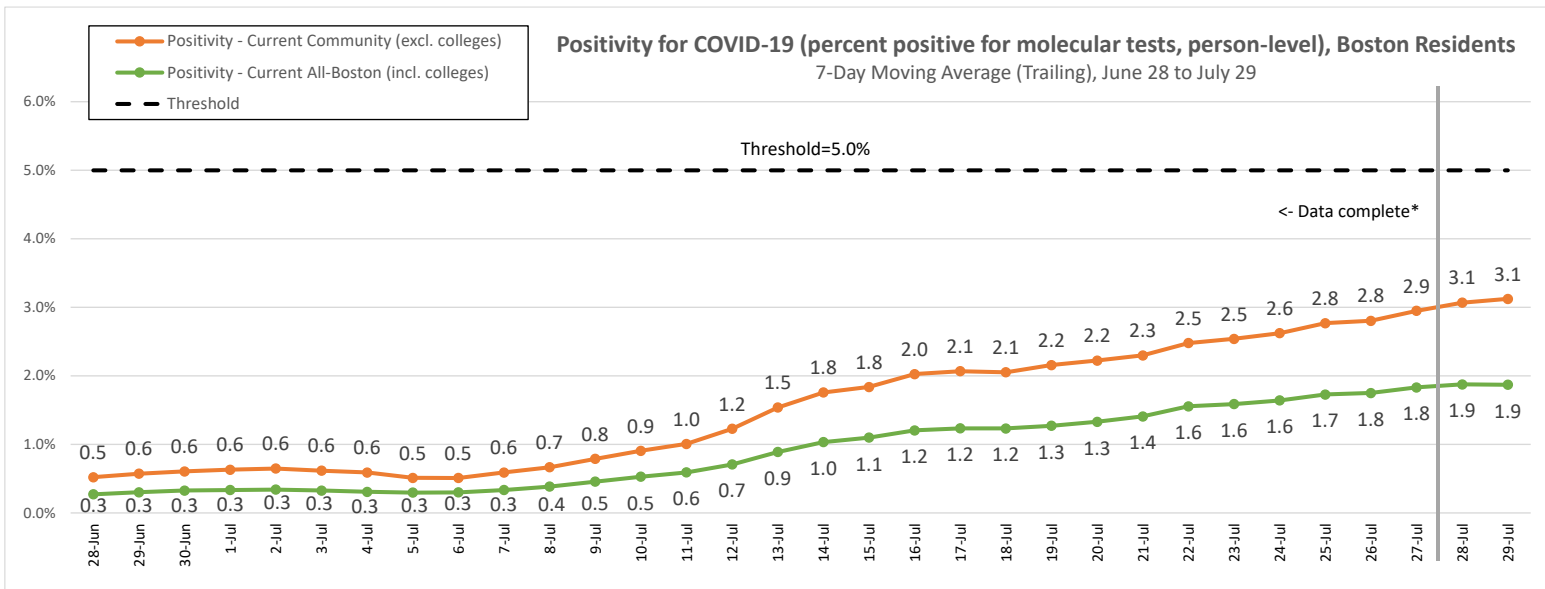
**All-Boston COVID-19  
New Positive Tests**  
(7-day moving average)

**July 27:**  
**71.9 per day**  
**(10.6 per 100K residents)**

**Number above goal:**  
**+4.0**  
Goal:  
67.9 (10.0 per 100K residents)

**Number below threshold:**  
**-267.8**  
Threshold:  
339.7 (50.0 per 100K residents)

Data downloaded Friday, July 30, 2021  
\*Data to the left of vertical line assumed to be 95%-99% complete based on assessment of historical data.



**Current Community  
Positivity for COVID-19**  
(7-day moving average)

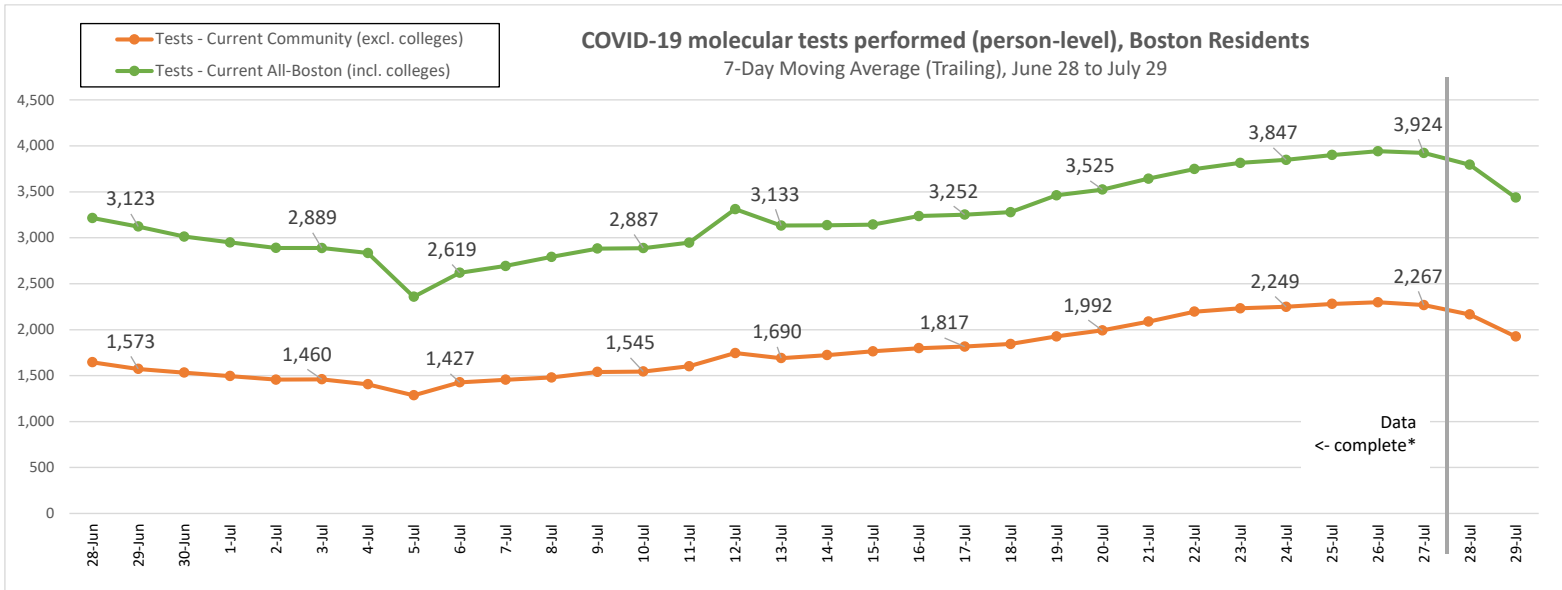
**July 27:**  
**2.9%**

**Percentage points below goal:**  
**-1.1**  
Goal: 4.0%

**Percentage points below threshold:**  
**-2.1**  
Threshold: 5.0%

**Number of Boston  
neighborhoods with  
positivity ≥ 8.0%:**  
**0**  
Threshold: 4 NHDs with  
positivity ≥ 8.0%

Data downloaded Friday, July 30, 2021. As of January 1, 2021, the line for cumulative positivity is no longer being presented as the current positivity lines provide the most appropriate person-level testing information for assessing positivity trends over time. The cumulative positivity measure is most appropriately applied for a single-point-in-time calculation of total person-level positivity from the start of the pandemic. For more information, please contact the Boston Public Health Commission Research and Evaluation Office ([research@bphc.org](mailto:research@bphc.org)).  
\*Data to the left of vertical line assumed to be 95%-99% complete based on assessment of historical data.



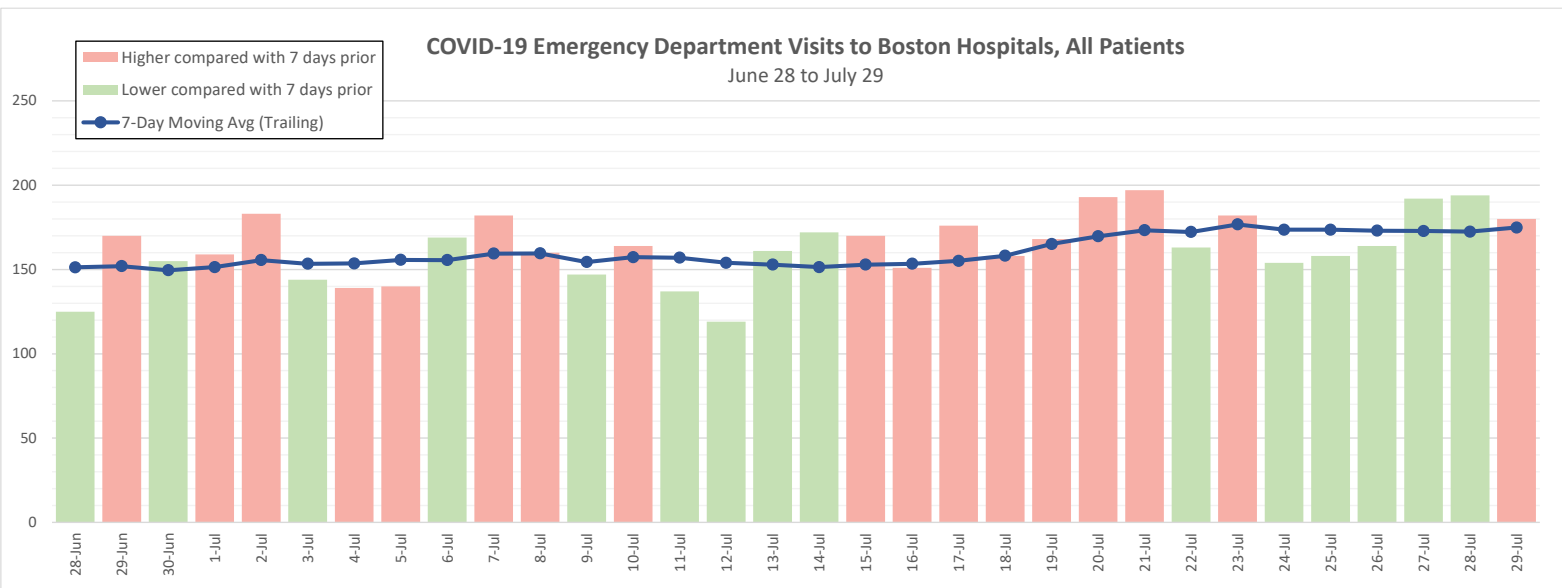
**Current Community  
COVID-19 Molecular Tests  
Performed**

**July 27:  
2,267 per day**  
(7-day moving average)

**Number of consecutive  
weeks with decrease:  
0 (as of July 27)**  
Threshold: Decreasing for 3 or more  
consecutive weeks

Data downloaded Friday, July 30, 2021. As of January 1, 2021, the line for tests based on the cumulative algorithm is no longer being presented as the current algorithm lines provide the most appropriate person-level testing information for assessing testing trends over time. The cumulative algorithm is most appropriately applied for a single-point-in-time calculation of total person-level testing from the start of the pandemic. For more information, please contact the Boston Public Health Commission Research and Evaluation Office ([research@bphc.org](mailto:research@bphc.org)).

\*Data to the left of vertical line assumed to be 95%-99% complete based on assessment of historical data.



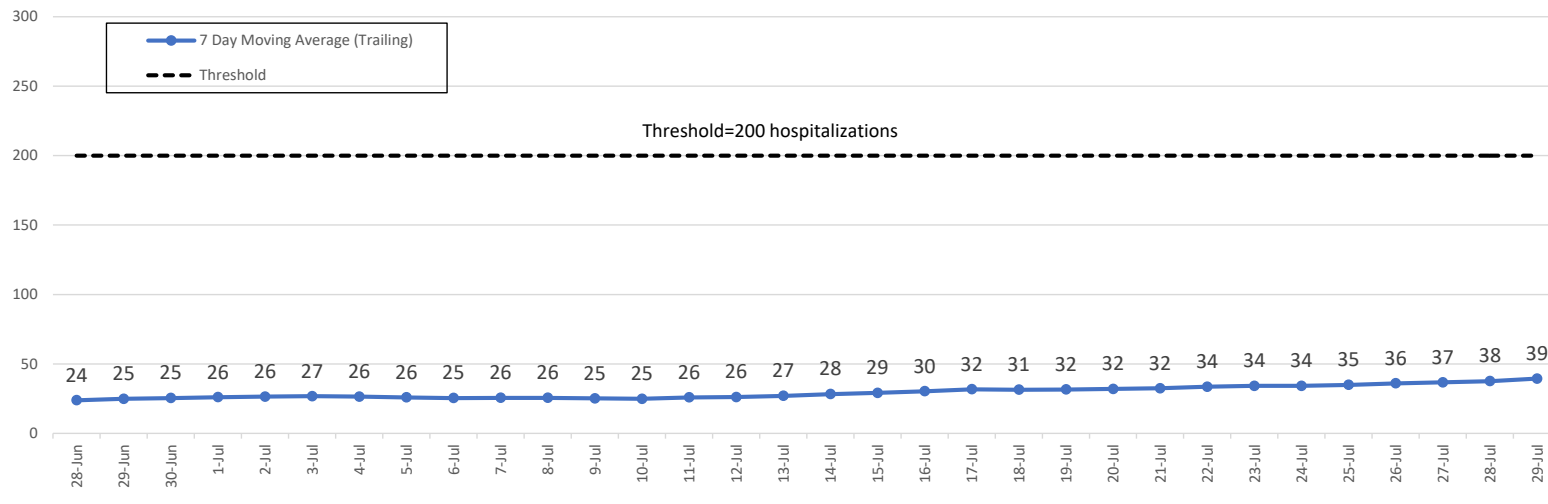
**COVID-19 ED visits**

**July 29:  
174.9 ED visits**  
(7-day moving average)

**Number of consecutive  
days higher than same  
day of previous week:  
1 (as of July 29)**  
Threshold: 7 consecutive days  
higher than same day of  
previous week (i.e., red bars)

### COVID-19 Adult Hospitalizations (ICU and Medical/Surgical) in Boston Hospitals, All Patients

7-Day Moving Average (Trailing), June 28 to July 29



#### COVID-19 Adult Hospitalizations

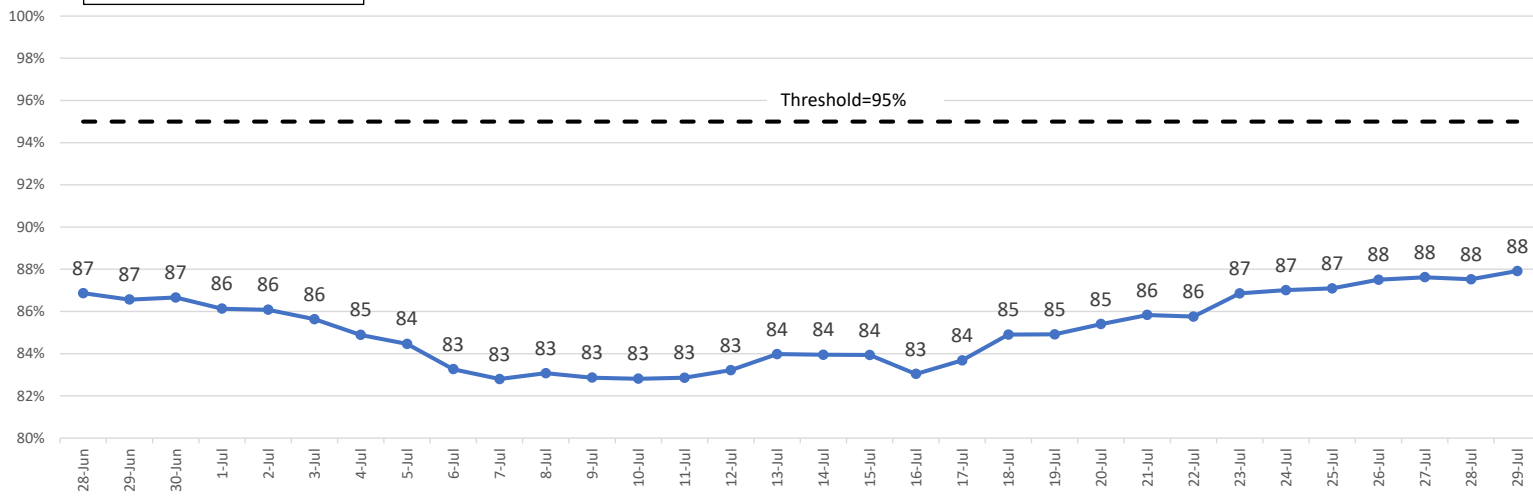
**July 29:**  
**39 hospitalizations**  
 (7-day moving average)

**Number of consecutive days moving average above threshold (200 hospitalizations):**  
**0 (as of July 29)**

The COVID hospitalization metric case definition was revised on Friday, June 25, 2021, to include COVID ICU hospitalizations. Counts of COVID hospitalizations in past reports excluded COVID ICU hospitalizations and consequently were lower. Please contact the BPHC Research and Evaluation Office ([Research@bphc.org](mailto:Research@bphc.org)) if you require data consistent with the previous case definition.

### Percentage of Occupied Adult Non-Surge ICU Beds\* at Boston Hospitals, All Patients

7-day Moving Average (Trailing), June 28 to July 29



#### Percentage of Occupied Adult Non-Surge ICU Beds

**July 29:**  
**88%**

**Number of consecutive days moving average above threshold (95%):**  
**0 (as of July 29)**

Threshold: 5 consecutive days above 95%

\* Includes staffed adult ICU beds. Does not include staffed surge ICU beds or unstaffed surge ICU beds. Assumes that all ICU beds are used before any surge ICU bed.